
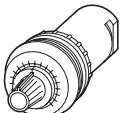


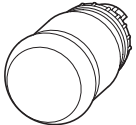
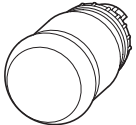





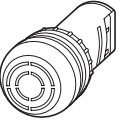


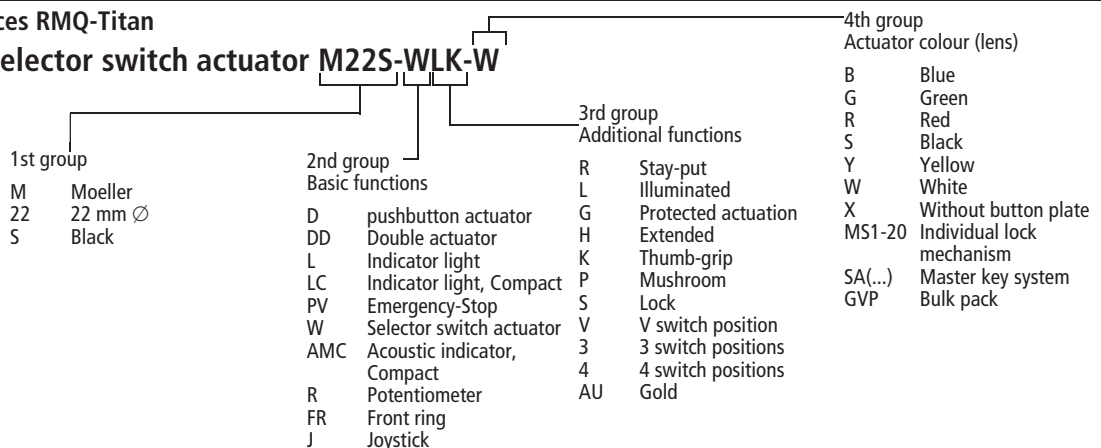
Moeller HPL0211-2004/2005















RMQ-Titan®

Grid dimensions: 30 × 40/30 × 50 mm
Mounting diameter: 22.3 mm

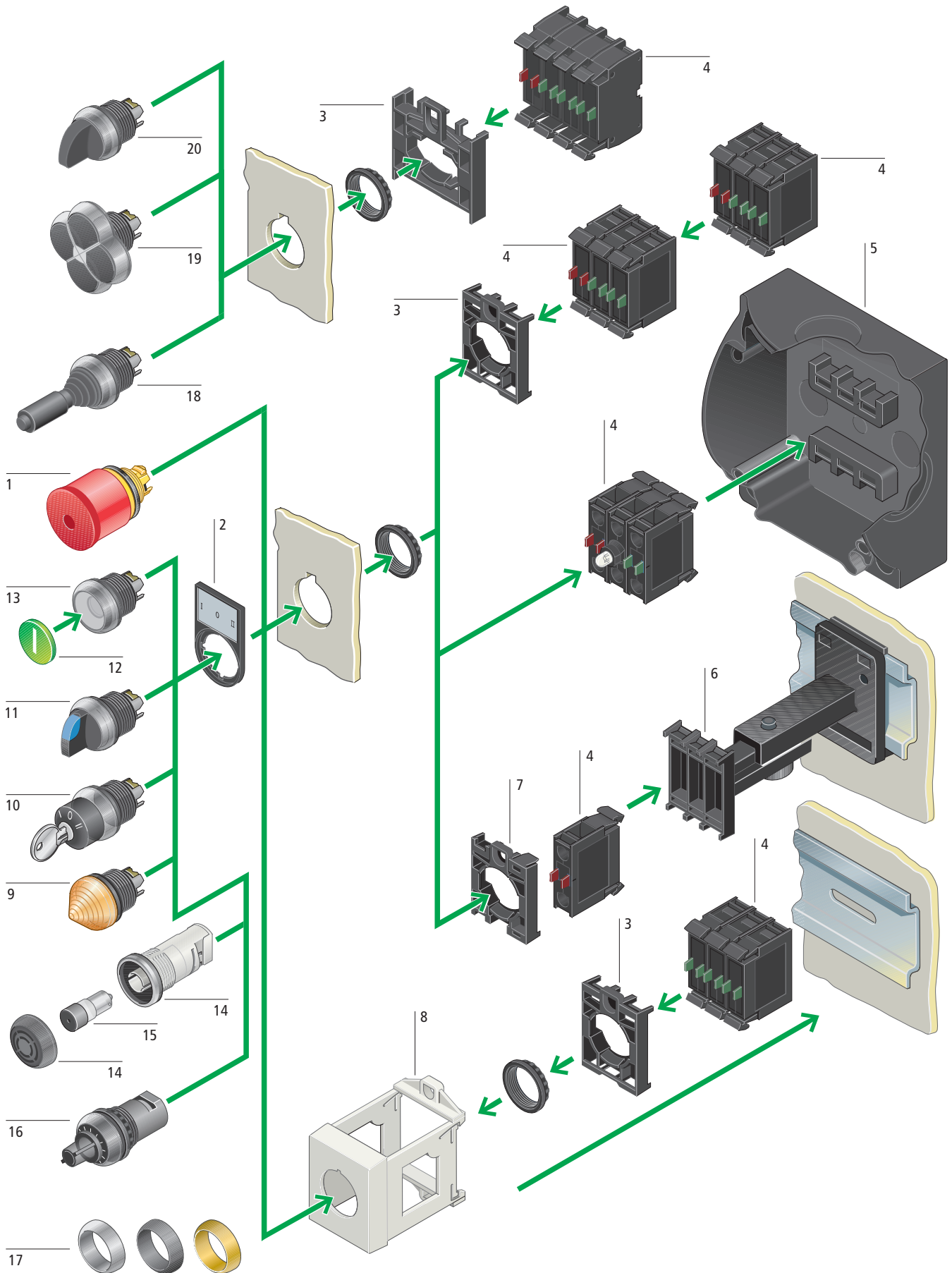
	Page		Page
System overview	2/4	Potentiometers	2/21
Complete units for flush mounting	2/6		
		Illuminated pushbuttons	2/22
Complete units for surface mounting	2/7	Flush	2/22
		Extended	2/23
Complete FAK units for surface mounting	2/8	Illuminated selector switch actuators	2/24
Individual components, FAK	2/9	2 positions	2/24
Emergency-Stop actuators	2/10	3 positions	2/24
Emergency-Stop labels, sealable shroud	2/12		
		Fixing adapter, contact elements	2/25
Pushbutton actuators	2/13		
Double actuators	2/13	LED elements	2/26
Mushroom actuators	2/16	LED series elements with screw terminals	2/26
Selector switch actuators	2/17	With Cage Clamp	2/27
2 positions, 3 positions, 4 positions	2/17		
		Accessories	2/28
Key-operated actuators	2/18	Legend plate mounts, complete	2/28
For individual lock mechanisms	2/18	Insert plates, legend plate mounts	2/29
For master key systems	2/19	Button plates	2/30
		Lenses	2/34
Four-way operators, 4 positions	2/20	Button lenses	2/36
Indicator light lens assemblies	2/21	Flush mounting panels, shrouds	2/38
		Surface mounting enclosure	2/39
Acoustic indicator	2/21	Front ring: gold, individual parts	2/40
		Engineering	2/43
		Engineering notes, master for copying	2/45
		Customised complete units	2/45
		Master key systems	2/46
		Technical data	2/72
		Dimensions	2/77

Key to type references RMQ-Titan**e.g. illuminated selector switch actuator M22S-WLK-W**

Moeller HPL0211-2004/2005



RMQ16		SL signal towers	
Grid dimensions: 18 × 18 mm/25 × 25 mm Mounting diameter: 16.2 mm			
	Page		Page
System overview	2/48	System overview	2/66
 Pushbutton actuators	2/50		Complete units
Spring-return, stay-put	2/50		
 Illuminated pushbuttons	2/51		
Spring-return, stay-put	2/51		
 Selector switch actuators, key-operated	2/52		
2 positions	2/52		
3 positions	2/53		
 Illuminated selector switch actuators without filament bulb	2/54		
2 positions, 3 positions	2/54		
 Illuminated selector switch actuators with filament bulb	2/55		
2 positions, 3 positions	2/55	 Modules	2/69
 Indicator light	2/56	 Accessories	2/71
Flush, conical	2/56		
 Emergency-Stop actuator, Emergency-Stop labels	2/57	Technical data	2/76
 Accessories	2/58	Dimensions	2/85
Marking plates	2/58		
Insert plates, label mounts	2/62		
Enclosures	2/63		
Filament bulbs, LEDs, assembly aids	2/64		
Adapters	2/65		
 Contact elements	2/50		
Break contact	2/50		
Make contact	2/50		
Technical data	2/74		
Dimensions	2/82		





Moeller HPL0211-2004/2005






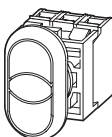



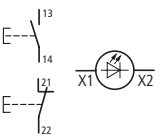

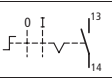
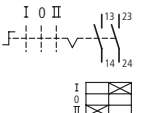

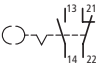


Emergency-Stop actuators 1	Centring adapter 7	Acoustic indicator 14
Tamper-proof according to ISO 13850/EN 418	For centring of actuator and indicator elements when using telescopic clip	Degree of protection IP40 Without buzzer
Can be secured by sealable shroud		
Legend plates with and without inscription	→ 2/40	→ 2/21
 BAUART GEPRÜFT TYPE APPROVED	IVS top-hat rail adapter 8	Buzzer 15
	For direct mounting on top-hat rail to IEC/EN 60175	Continuous tone, pulsed tone 18 – 30 V AC/DC
→ 2/10	→ 2/40	→ 2/21
Label mounts 2	Indicator lights 9	Potentiometers 16
For insert plates	Flush and conical versions	Resistance ratings from 1 to 470 kΩ
Colour: black	Colours: white, green, red, yellow, blue	3 individual connections With screw terminals
Insert plates, aluminium-coloured, with and without inscription, can be engraved	→ 2/21	→ 2/21
→ 2/29	Key-operated actuators 10	Front rings 17
Fixing adapters 3	2 and 3 positions	– Titanium – Black
For front mounting	Programmable stay-put/spring-return function and key withdrawability	– 24 carat gold can only be ordered via M22-Combination
For contact and LED elements	Suitable for master key systems	→ 2/40
→ 2/25	→ 2/18	Joystick 18
Contact elements 4	Selector switch actuators 11	4 positions
Make contacts and break contacts	2 and 3 positions	→ 2/20
Universal contacts suitable for use with electronic devices	With rotary head, thumb-grip	4-way pushbutton 19
Positive opening safety function according to IEC/EN 60947-5-1	Programmable stay-put/spring-return function	4 positions
Maximum 2 levels, each with 3 contact elements	Illuminated selector switch actuators with transparent thumb-grip	Pushbutton actuators, spring-return
→ 2/25	Colours: white, green, red, yellow, blue	→ 2/20
LED elements 4	→ 2/17	4-way selector switch actuators 20
Voltage range: 12 – 30 V AC/DC 85 – 264 V AC	Button plates/Button lenses 12	4 positions
→ 2/26	Laser inscription for pushbutton actuators and mushroom actuators	With rotary head or thumb-grip
Enclosures 5	Button lenses for illuminated pushbuttons and indicator lights, flat	Stay-put function 0-1-0-2-0-3-0-4
Surface mounting enclosures IP67 up to 6 mounting locations	With standard texts and symbols or customised inscription	→ 2/17
Flush mounting panel, IP54, up to 6 mounting locations	→ 2/30	Pushbutton actuators 13
Shrouds IP40 for flush mounting panels	Pushbutton actuators 13	Spring-return and stay-put
→ 2/38	Flush and extended	Flush and extended
Telescopic clip 6	With and without guard ring	With and without guard ring
For mounting depth compensation when rear mounting devices in CI enclosures, CI-K enclosures and cabinets	Mushroom actuators	Mushroom actuators
→ 2/40	Double actuators	Double actuators
	Colours: white, green, red, yellow, blue, black	Colours: white, green, red, yellow, blue
	Illuminated pushbuttons	Illuminated pushbuttons
	→ 2/14	Colours: white, green, red, yellow, blue

Product features


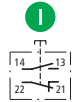
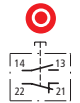





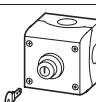

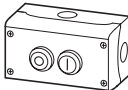
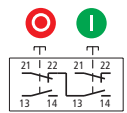
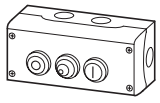
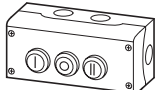
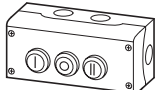
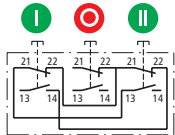
- Snap-fitting modular system
- Front ring titanium, black or gold
- Mounting diameter: 22.3 mm
- Minimum grid dimension: 30 × 40 mm
- Degree of protection: minimum IP66
- Up to 6 contacts per mounting location
- For switching differing potentials
- Approved throughout the world



Button plate		Contacts M = Make, B = Break ⊕ = Positive opening safety function to IEC/EN 60947-5-1		Circuit symbol	Front ring: titanium Type Article no.	Price See Price List	Std. pack
Pushbuttons, IP67, IP69K							
Flush actuator 		1 M	-		M22-D-G-X1/K10 216512		5 off
		-	1 B ⊕				
Double actuator with white LED element lens, IP66							
85 – 264 V AC 	  	1 M	1 B ⊕		M22-DDL-GR-X1/X0/K11/230-W 216509		5 off
Selector switch actuators, IP66							
Thumb-grip, black Stay-put/spring return function convertible using M22-XC-Y coding adapters Switch positions 0, I and II correspond with the position of the actuator as viewed from the front.							
							
2 positions, stay-put							
-	1 M	-		M22-WRK/K10 216518		5 off	
3 positions, stay-put							
-	2 M	-		M22-WRK3/K20 216520		5 off	
Key-operated buttons, IP66							
Stay-put/spring return function and key withdrawability convertible using M22-XC-... coding adapters 2 positions, stay-put MS1 lock mechanism, with 1 key							
	-	1 M	1 B ⊕		M22-WRS/K11 216517		5 off
Customised complete units							
To order use F0315. (*) = Freely selectable customer identification or stock no.; max. 10 characters.							
-	-	-	-	-	M22-COMBINATION-* 228298		1 off

Notes Front ring: gold-plated, → 2/40

Moeller HPL0211-2004/2005

	Number of locations	Contacts M = Make, B = Break ⊕ = Positive opening safety function to IEC/EN 60947-5-1	Circuit symbol	Colour enclosure top	Front ring: titanium Type Article no.	Price See Price List	Std. pack
Pushbuttons, IP67, IP69K							
Flush actuator 	1	1 M 1 B ⊕		●	RAL 7035	M22-D-G-X1/KC11/I 216522	1 off
	1	1 M 1 B ⊕		●	RAL 7035	M22-D-R-X0/KC11/I 216521	1 off
Emergency-Stop buttons, IP66, IP69K							
Tamper-proof according to ISO 13850/EN 418 Pull to release 	–	– 2 B ⊕		●	RAL 3000	M22-PV/KC02/IY 216524	1 off
	–	1 M 1 B ⊕		●	RAL 3000	M22-PV/KC11/IY 216525	1 off
Emergency-Stop key-release mushroom button, IP67, IP69K							
With 1 key Lock mechanism MS1 	1	1 M 1 B ⊕		●	RAL 1004	M22-PVS/KC11/IY 216523	1 off
Key-operated button, IP66							
Stay-put/spring return function and key withdrawability convertible using M22-XC-... coding adapters With 1 key 2 positions, stay-put Lock mechanism MS1 	1	1 M 1 B ⊕		●	RAL 7035	M22-WRS/KC11/I 216526	1 off
Two-way pushbutton stations, IP67, IP69K							
Without indicator light 	2	2 M 2 B ⊕		●	RAL 7035	M22-I2-M1 216529	1 off
With indicator light, white LED element 85 – 264 V AC 	2	2 M 2 B ⊕		●	RAL 7035	M22-I3-M2 216533	1 off
Three-way pushbutton station, IP67, IP69K							
	3	3 M 3 B ⊕		●	RAL 7035	M22-I3-M1 216532	1 off

Control Circuit Devices
RMQ-Titan




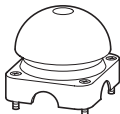
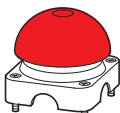
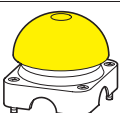



	Contacts M = Make, B = Break ⊕ = Positive opening safety function to IEC/EN 60947-5-1		Colour of mushroom head, indicator light	Type Article no.	Price See Price List	Std. pack	Approval mark
Foot and palm switches, IP67, IP69K							
Spring-return Enclosure base: black (RAL 9005) Enclosure top: light grey (RAL 7035)	1 M	1 B ⊕		RAL 9004	●	FAK-S/KC11/I 229749	1 off
	1 M	1 B ⊕		RAL 3000	●	FAK-R/KC11/I 229746	1 off
Stay-put Pull to release Emergency-stop actuator tamper-proof to ISO 13850/EN 418 Enclosure base: black (RAL 9005) Enclosure top: yellow (RAL 1004)	–	1 B ⊕		RAL 3000	●	FAK-R/V/KC01/IY 229747	1 off
	1 M	1 B ⊕		RAL 3000	●	FAK-R/V/KC11/IY 229748	1 off
	–	2 B ⊕	–	RAL 3000	●	FAK-R/V/KC02/IY 256790	1 off
Foot and palm switch, IP65							
Enclosure base grey Enclosure top yellow Mushroom head red							
Stay-put Release by button on the side For Emergency-Stop applications according to ISO 13850	1 M	1 B ⊕		RAL 3000	●	FAK-R/V/KC11A/I 001475	1 off
Indicator lights, conical BA 9s, IP67, IP69K							
Can be fitted in M20/M25 knockout in base For filament and neon bulbs up to 2.4 W							
	–	–	–	–	●	L-R 208689	1 off
	–	–	–	–	●	L-G 208690	–
	–	–	–	–	●	L-Y 208691	–
	–	–	–	–	○	L-W 208692	–
M20 metric cable glands according to EN 50262							
<ul style="list-style-type: none"> • With lock nut and built-in strain relief • IP68, IP69K, polyamide halogen free • External diameter of cable 6 – 13 mm 	–	–	–	–	–	V-M20 206910	20 off



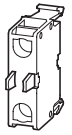


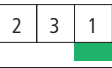


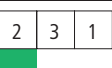



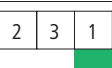


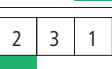
totally insulated

Moeller HPL0211-2004/2005

Colour	Function: ↳ = Stay-put ↳ = Spring-return	Type Article no.	Price See Price List	Std. pack
Customised complete units				
(*) = Freely selectable customer identification or stock no.; max. 10 characters. An order consists of: enclosure base, enclosure top and contact elements		FAK-COMBINATION-* 229758		1 off
Enclosure base				
For up to 3 contact elements				
	Black	-	FAK-IU 229753	1 off
Enclosure tops				
	Grey, mushroom head black	↳	FAK-S 095540	1 off
	Grey, mushroom head red	↳	FAK-R 071810	
	Grey, mushroom head yellow	↳	FAK-Y 229754	
	Yellow, mushroom head red	↳	FAK-R/V/Y 229755	

Control Circuit Devices
RMQ-Titan



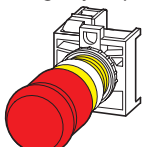


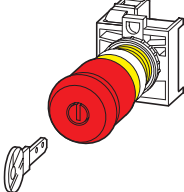


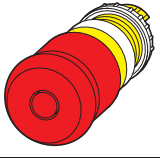

Contacts M = Make, B = Break ⊕ = Positive opening safety function to IEC/EN 60947-5-1	Circuit symbol	Contact travel diagram, stroke in connection with front element	Assignment ¹⁾	Type Article no.	Price See Price List	Std. pack	
		mm					
Contact elements							
Base fixing							
	Screw terminals	1 M -				M22-KC10 216380	20 off
		- 1 B ⊕				M22-KC01 216382	
	Cage Clamp ²⁾	1 M -				M22-CKC10 216386	
		- 1 B ⊕				M22-CKC01 216387	

Notes ¹⁾ Assignment: Assignment of the fixing adapter with sequence numbers according to EN 50013

$\begin{matrix} |_{xy} \\ \backslash_{xy} \end{matrix}$ x = Sequence number on fixing adapter
y = Function number on contact element

²⁾ Cage Clamp is a registered trademark of Wago Kontakttechnik GmbH/Minden, Germany

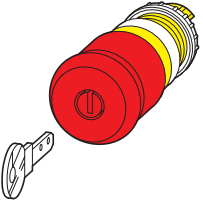
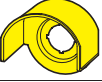



		Contacts M = Make, B = Break ⊕ = Positive opening safety function to IEC/EN 60947-5-1	Circuit symbol	Colour of mushroom head (yellow base)	Type Article no.	Price See Price List	Std. pack	
Complete units for front fitting¹⁾								
	Emergency-Stop actuators	Tamper-proof according to ISO 13850/EN 418 Pull to release Max. contacts to be fitted together: 4 x M22-(C)K... IP66, IP69K	–	1 B ⊕		● RAL 3000	M22-PV/K01 216515	5 off
	–	–	1 M	1 B ⊕		● RAL 3000	M22-PV/K11 216516	
	Emergency-Stop key-release mushroom button	Tamper-proof according to ISO 13850/EN 418 With one key, MS1 individual lock mechanisms, not suitable for master key systems Release by using the key IP67, IP69K	–	1 B ⊕		● RAL 3000	M22-PVS/K01 216514	
Emergency-Stop actuators¹⁾								
	Non-illuminated, pull to release, IP66, IP69K	–	–	●	RAL 3000	M22-PV 216876	5 off	
	–	–	–	–		M22-PV-GVP 216877	50 off	
	Illuminated, pull to release, IP66, IP69K	–	–	●	RAL 3000	M22-PVL 216878	5 off	
	Non-illuminated, turn to release, IP66, IP69K	–	–	●		M22-PVT 263467		
	Illuminated, turn to release, IP66, IP69K	–	–	●		M22-PVLT 263469		
Emergency-Stop/Emergency-Halt actuators								
	Non-illuminated, pull to release, IP66, IP69K	–	–	●	RAL 9005	M22S-PV 225528	5 off	
	Non-illuminated, turn to release, IP66, IP69K	–	–	●		M22S-PVT 271499		
	Illuminated, pull to release, IP66, IP69K	–	–	●		M22S-PVL 230962		
	Illuminated, turn to release, IP66, IP69K	–	–	●		M22S-PVLT 271540		

Notes



Moeller HPL0211-2004/2005

				Contacts	Circuit symbol	Colour of mushroom head (yellow base)	Type Article no.	Price See Price List	Std. pack
				M = Make, B = Break ⊕ = Positive opening safety function to IEC/EN 60947-5-1					
Emergency-Stop key-release mushroom actuators, IP67, IP69K¹⁾									
With 1 key, not suitable for master key systems Release by using the key									
	MS1 individual lock mechanisms	-	-	-	●	RAL 3000	M22-PVS 216879		5 off
	Individual lock mechanisms MS2 – MS20	-	-	-	●	RAL 3000	M22-PVS-MS* 216880		1 off
Guard ring for Emergency-Stop buttons, IP65									
Degree of protection IP65									
	-	-	-	-	●	RAL 1004	M22-XGPV 231273		1 off
	-	-	-	-	●	RAL 7032	M22G-XGPV 271610		1 off

Notes

1)





Inscription	Country code (explanation)	Colour	Type Article no.	Price See Price List	Std. pack		
Emergency-Stop labels, IP66							
Lettering black							
33 × 50 mm 	Not-Aus	D	RAL 1004	M22-XZK-D99 216471	10 off	–	
	Emergency-Stop	GB		M22-XZK-GB99 216472		–	
	Arrêt d'urgence	F		M22-XZK-F99 216473		–	
	EMERGENZA	I		M22-XZK-I99 216474		–	
	NOODSTOP	NL		M22-XZK-NL99 216475		–	
	NÖDSTOPP	S		M22-XZK-S99 216476		–	
	HÄTA-SEIS	SF		M22-XZK-SF99 216477		–	
	NØDSTOP	DK		M22-XZK-DK99 216478		–	
	With customised inscription	–		M22-XZK-* 216479		–	Height of letters: 5 mm Number of lines: up to 2 Characters per line: up to 7
	Blank	–		M22-XZK 216470		–	25 off
50 × 50 mm 	4 languages	English, German,	M22-XYK1 216484	–	10 off	–	
	With customised text	–	M22-XYK-* 231181				–
Diameter = 90 mm 	4 languages	English, German,	M22-XAK1 216465	–	–	–	
	4 languages	English, German,	M22-XAK2 216466	–			
	4 languages	English, German,	M22-XAK3 216467	–			
	4 languages	English, Swedish,	M22-XAK4 216468	–			
	With customised text	–	M22-XAK-* 216469	–			Height of letters: 7 (5) mm Number of lines: 1 Characters per line: up to 59 (86)
	Blank	–	M22-XAK 216464	–			
Diameter = 60 mm 	4 languages	English, German,	M22-XBK1 216483	–	–	–	
	With customised text	–	M22-XBK-* 231762	–			Height of letters: 5 mm Number of lines: 1 Characters per line: up to 48
	Blank	–	M22-XBK 269580	–			


















Sealable shroud, IP65

Degree of protection IP65
Transparent with collapse point, can be reused after Emergency-Stop operation.
For use with M22(S)-PV, M22(S)-PVL and M22-PVS
Adjacent holes in the 30 × 50 mm grid must be closed off using M22(S)-B blanking plugs.



–	–	–	–	M22-PL-PV 216397	2 off	–
---	---	---	---	---------------------	-------	---

Moeller HPL0211-2004/2005

Button plate	Front ring: titanium			Front ring: black		
	Type Article no.	Price See Price List	Std. pack	Type Article no.	Price See Price List	Std. pack
Double actuators, IP66 With indicator light White lens Spring-return 	               	M22-DDL-GR-X1/X0 216700 M22-DDL-WS-X1/X0 216706 M22-DDL-GR-GB1/GB0 216702 M22-DDL-WS-GB1/GB0 216708 M22-DDL-S-X7/X7 216710 M22-DDL-S-X4/X5 218145 M22-DDL-GR 216698 M22-DDL-WS 216704	5 off	M22S-DDL-GR-X1/X0 216701 M22S-DDL-WS-X1/X0 216707 M22S-DDL-GR-GB1/GB0 216703 M22S-DDL-WS-GB1/GB0 216709 M22S-DDL-S-X7/X7 216711 M22S-DDL-S-X4/X5 218146 M22S-DDL-GR 216699 M22S-DDL-WS 216705	5 off	
With inscription to order ¹⁾	- -	M22-DDL-*.*..* 226770	5 off	M22S-DDL-*.*..* 230350	5 off	

Notes





















Front ring: gold-plated, → 2/40

¹⁾ Example: M22(S)-DDL-*.*..*

- └ Symbol/text 2 (bottom)
- └ Symbol/text 1 (top)
- G = green button plates
- R = red button plates
- S = black button plates
- W = white button plates
- G/R = button plates, top = green, bottom = red
- W/S = button plates, top = white, bottom = black




























Button plate	Front ring: titanium			Front ring: black		
	Type Article no.	Price See Price List	Std. pack	Type Article no.	Price See Price List	Std. pack
Pushbutton actuators, IP67, 69K						
Actuator flush, spring-return						
	M22-D-S 216590		10 off	M22S-D-S 216591		10 off
	M22-D-W 216592			M22S-D-W 216593		
	M22-D-R 216594			M22S-D-R 216595		
	M22-D-G 216596			M22S-D-G 216597		
	M22-D-Y 216598			M22S-D-Y 216599		
	M22-D-B 216600			M22S-D-B 216601		
Without	M22-D-X 216602			M22S-D-X 216604		
Without	M22-D-X-GVP 216603		50 off			
	M22-D-R-X0 216605		10 off	M22S-D-R-X0 216606		10 off
	M22-D-G-X1 216607			M22S-D-G-X1 216608		
	M22-D-S-X0 216609			M22S-D-S-X0 216610		
	M22-D-W-X1 216611			M22S-D-W-X1 216612		
Actuator flush, stay-put Programmable stay-put/spring-return function, → Engineering						
	M22-DR-S 216613		5 off	M22S-DR-S 216614		5 off
	M22-DR-W 216615			M22S-DR-W 216616		
	M22-DR-R 216617			M22S-DR-R 216618		
	M22-DR-G 216619			M22S-DR-G 216620		
	M22-DR-Y 216621			M22S-DR-Y 216622		
	M22-DR-B 216623			M22S-DR-B 216624		
Without	M22-DR-X 216625			M22S-DR-X 216627		
Without	M22-DR-X-GVP 216626		50 off			
	M22-DR-R-X0 216628		5 off	M22S-DR-R-X0 216629		5 off
	M22-DR-G-X1 216630			M22S-DR-G-X1 216631		
	M22-DR-S-X0 216632			M22S-DR-S-X0 216633		
	M22-DR-W-X1 216634			M22S-DR-W-X1 216635		

Notes

Front ring gold-plated, → 2/40

Moeller HPL0211-2004/2005


























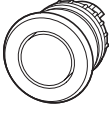






















	Button plate	Front ring: titanium		Std. pack	Front ring: black		Std. pack
		Type Article no.	Price See Price		Type Article no.	Price See Price	
Pushbutton actuators, IP67, 69K							
Actuator extended, spring-return 		M22-DH-S 216636		5 off	M22S-DH-S 216637		5 off
		M22-DH-W 216638			M22S-DH-W 216639		
		M22-DH-R 216641			M22S-DH-R 216642		
		M22-DH-G 216643			M22S-DH-G 216645		
		M22-DH-Y 216646			M22S-DH-Y 216647		
		M22-DH-B 216649			M22S-DH-B 216650		
		M22-DH-R-X0 216655			M22S-DH-R-X0 216656		
		M22-DH-G-X1 216657			M22S-DH-G-X1 216658		
		M22-DH-S-X0 216659			M22S-DH-S-X0 216660		
		M22-DH-W-X1 216661			M22S-DH-W-X1 216662		
	Actuator extended, stay-put Programmable stay-put/spring-return function, → Engineering 		M22-DRH-S 216663			5 off	
		M22-DRH-W 216665		M22S-DRH-W 216666			
		M22-DRH-R 216667		M22S-DRH-R 216668			
		M22-DRH-G 216669		M22S-DRH-G 216670			
		M22-DRH-Y 216671		M22S-DRH-Y 216672			
		M22-DRH-B 216673		M22S-DRH-B 216674			
		M22-DRH-R-X0 216675		M22S-DRH-R-X0 216676			
		M22-DRH-G-X1 216677		M22S-DRH-G-X1 216678			
		M22-DRH-S-X0 216679		M22S-DRH-S-X0 216680			
		M22-DRH-W-X1 216681		M22S-DRH-W-X1 216682			
With guard ring, spring-return 		Without	M22-DG-X 220921		5 off		

Notes







































Front ring: gold-plated, → 2/40





			Front ring: titanium		Std. pack	Front ring: black		Std. pack
Button plate	Colour of mushroom head	Type Article no.	Price See Price	Type Article no.		Price See Price		
Mushroom actuators, IP67, 69K								
Spring-return								
		M22-DP-S 216712		5 off	M22S-DP-S 216713		5 off	
		M22-DP-R 216714			M22S-DP-R 216715			
		M22-DP-G 216716			M22S-DP-G 216717			
		M22-DP-Y 216718			M22S-DP-Y 216719			
		M22-DP-R-X0 216720			M22S-DP-R-X0 216721			
		M22-DP-G-X1 216722			M22S-DP-G-X1 216723			
		M22-DP-S-X0 216724			M22S-DP-S-X0 216725			
		M22-DP-W-X1 216726			M22S-DP-W-X1 216727			
Without		M22-DP-S-X 216728			M22S-DP-S-X 216730			
Without		M22-DP-R-X 216731			M22S-DP-R-X 216733			
Without		M22-DP-G-X 216734			M22S-DP-G-X 216736			
Without		M22-DP-Y-X 216737			M22S-DP-Y-X 216739	5 off		
Without		M22-DP-S-X-GVP 216729						
Without		M22-DP-R-X-GVP 216732						
Without		M22-DP-G-X-GVP 216735						
Without		M22-DP-Y-X-GVP 216738						
Stay-put Programmable stay-put/spring-return function, → Engineering								
		M22-DRP-S 216743		5 off	M22S-DRP-S 216744		5 off	
		M22-DRP-R 216745			M22S-DRP-R 216746			
		M22-DRP-G 216747			M22S-DRP-G 216748			
		M22-DRP-Y 216749			M22S-DRP-Y 216750			
		M22-DRP-R-X0 216751			M22S-DRP-R-X0 216752			
		M22-DRP-G-X1 216753			M22S-DRP-G-X1 216754			
		M22-DRP-S-X0 216755			M22S-DRP-S-X0 216756			
		M22-DRP-W-X1 216757			M22S-DRP-W-X1 216758			
Without		M22-DRP-S-X 216759			M22S-DRP-S-X 216761			
Without		M22-DRP-R-X 216762			M22S-DRP-R-X 216764			
Without		M22-DRP-G-X 216765			M22S-DRP-G-X 216767			
Without		M22-DRP-Y-X 216768			M22S-DRP-Y-X 216770			
Without		M22-DRP-S-X-GVP 216760						
Without		M22-DRP-R-X-GVP 216763						
Without		M22-DRP-G-X-GVP 216766						
Without		M22-DRP-Y-X-GVP 216769						


Moeller HPL0211-2004/2005


	Function:  = Stay-put  = Spring-return  = V position	Button plate	Inscription	Front ring: titanium		Front ring: black		Std. pack	
				Type Article no.	Price See Price List	Type Article no.	Price See Price List		
Selector switch actuators, 2 positions, IP66									
Rotary button 	-		40°		-	M22-W 216853		M22S-W 216854	5 off
	-		60°		-	M22-WR 216855		M22S-WR 216856	
	-		60°		-	M22-WR-X92 216857		M22S-WR-X92 216858	
	-		60°		AUTO HAND	M22-WR-X91 216859		M22S-WR-X91 216860	
	-		60°	-	With customised inscription	M22-WR-* 226836		M22S-WR-* 226837	
Thumb-grip 	-		40°	-	-	M22-WK 216865		M22S-WK 216866	10 off
	-		60°	-	-	M22-WRK 216867		M22S-WRK 216869	
	-		60°	-	-	M22-WRK-GVP 216868			
Thumb-grip, V position 	-		60°	-	-	M22-WKV 216874		M22S-WKV 216875	5 off
Selector switch actuators, 3 positions, IP66									
Rotary button 	40°		40°		-	M22-W3 216861		M22S-W3 216862	5 off
	60°		60°		-	M22-WR3 216863		M22S-WR3 216864	
	60°		60°		AUTO 0 HAND	M22-WR3-X94 226838		M22S-WR3-X94 226839	
	60°		60°	-	With customised inscription	M22-WR3-* 226840		M22S-WR3-* 226841	
Thumb-grip 	40°		40°	-	-	M22-WK3 216870		M22S-WK3 216871	10 off
	60°		60°	-	-	M22-WRK3 216872		M22S-WRK3 216873	
	-	-	-	-	-	M22-WRK3-*1) 217436		M22S-WRK3-*1) 217437	
Selector switch actuators, 4 positions, IP66									
Labels → 2/20 Not suitable for coding adapters.									
Rotary button 	45°		-		-	M22-WR4 279419		M22S-WR4 279430	5 off
Thumb-grip 	45°		-		-	M22-WRK4 279431		M22S-WRK4 279432	5 off
Set of coding adapters									
For converting between stay-put and spring-return function → Engineering						M22-XC-Y 216407			10 off

Notes

Front ring: gold-plated, → 2/40

1) Example: M22-WRK3-*

* = 1: 60°  40°

* = 2: 40°  60°





	Function: ↳ = Stay-put ↳ = Spring-return	Key withdrawable in position	Front ring: titanium			Front ring: black			Std. pack
			Type Article no.	Price See Price List	Type Article no.	Price See Price List			
Key-operated actuators, IP66									
2 positions Individual lock mechanisms, not suitable for master key systems, with 1 key Stay-put-/spring-return function and key withdrawability Convertible using M22-XC-... coding adapters									
Lock mechanism MS1	-	↳	40°	-	0	-	M22-W5 216881	M22S-W5 216882	1 off
	-	↳	60°	I	0	-	M22-WRS 216887	M22S-WRS 216889	5 off
	-	↳	60°	I	0	-	M22-WRS-GVP 216888		25 off
	-	↳	60°	-	0	-	M22-WRS-A1 229092	M22S-WRS-A1 229093	5 off
Lock mechanism MS2 – MS20	-	↳	40°	-	0	-	M22-W5-MS* 216883	M22S-W5-MS* 216884	1 off
Insert lock mechanism number in the type designation ¹⁾	-	↳	60°	I	0	-	M22-WRS-MS* 216890	M22S-WRS-MS* 216891	1 off
	-	↳	50°	-	0	-	M22-WRS-MS*-A1 217440	M22S-WRS-MS*-A1 217441	5 off
3 positions Individual lock mechanisms, not suitable for master key systems, with 1 key Stay-put-/spring-return function and key withdrawability Convertible using M22-XC-... coding adapters									
Lock mechanism MS1	40°	↔	40°	-	0	-	M22-W53 216894	M22S-W53 216895	1 off
	60°	↘	60°	I	0	II	M22-WRS3 216900	M22S-WRS3 216901	5 off
	60°	↘	60°	I	0	II	M22-WRS3-GVP 216902		25 off
	60°	↘	60°	Select able ²⁾	-	-	M22-WRS3-A* 229094	M22S-WRS3-A* 229095	5 off
	Select able ²⁾	-	-	Select able ²⁾	-	-	M22-WRS3-MS*-A* 217442	M22S-WRS3-MS*-A* 217443	5 off
Lock mechanism MS2 – MS20	40°	↔	40°	-	0	-	M22-W53-MS* 216896	M22S-W53-MS* 216897	1 off
Insert lock mechanism number in the type designation ¹⁾	60°	↘	60°	I	0	II	M22-WRS3-MS* 216903	M22S-WRS3-MS* 216904	1 off
Individual keys Spare key for AUTO-0-HAND switch									
For MS1 lock mechanism							M22-ES-MS1 216416	M22-ES-MS1 216416	5 off
For lock mechanism MS2 – MS20							M22-ES-MS* 216417	M22-ES-MS* 216417	1 off
Insert lock mechanism number in the type designation									
2 or 3 positions Individual lock mechanisms, not suitable for master key systems, with 1 key Stay-put-/spring-return function and key withdrawability Convertible using M22-XC-... coding adapters									
Lock mechanism MS1 – MS20									
Insert lock mechanism number and symbol in the type designation	Select able ³⁾	-	-	Select able ³⁾	-	-	M22-WRS*-MS*-A* 262521		1 off

Notes

¹⁾ Delivery:
4 weeks from receipt of order by the factory

³⁾ Example: M22(S)-WRS*-MS*-A*

WRS*: * = 2 or 3 positions
(function and key withdrawability
as M22-WRS or M22-WRS3)

MS*: * = MS1 – MS20
(number of individual lock mechanism)

-* * = Symbol
(from library or text sample)


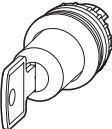
Front ring: gold-plated, → 2/40

²⁾ Example: M22(S)-WRS3-MS*-A*

MS*: * = MS1 – MS20 (number of individual lock mechanism)


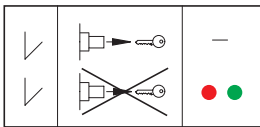


A*: * = 1, function ↘, withdrawable in switch position 0
* = 2, function ↘, withdrawable in switch position I, 0
* = 3, function ↘, withdrawable in switch position 0, II
* = 4, function ↘, withdrawable in switch position I, 0
* = 5, function ↘, withdrawable in switch position 0
* = 6, function ↘, withdrawable in switch position 0, II
* = 7, function ↔, withdrawable in switch position 0

Moeller HPL0211-2004/2005


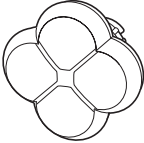
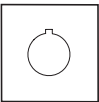
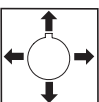
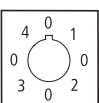
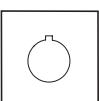
	Function: ↳ = Stay-put ↳ = Spring-return		Key withdrawable in position	Front ring: titanium		Front ring: black		Std. pack
				Type Article no.	Price See Price List	Type Article no.	Price See Price List	
Key-operated actuators, IP66¹⁾								
2 positions Stay-put/spring return function, convertible using M22-XC-Y With two keys 	-	↳	40°	0	M22-WS-SA(*)-* 216885		M22S-WS-SA(*)-* 216886	5 off
	-	↳	60°	0	M22-WRS-SA(*)-* 216892		M22S-WRS-SA(*)-* 216893	
3 positions Stay-put/spring return function, convertible using M22-XC-Y With two keys 	40°	↔	40°	0	M22-WS3-SA(*)-* 216898		M22S-WS3-SA(*)-* 216899	
	60°	↔	60°	0	M22-WRS3-SA(*)-* 216905		M22S-WRS3-SA(*)-* 216906	
Individual key for master key system, stainless steel 	-	-	-	-	M22-ES-SA(*)-* 217444		M22-ES-SA(*)-* 217444	

Notes

¹⁾ Master key systems: Delivery time 4 to 6 weeks after receipt of order
 Order form and example, → FO276 (PDF version in the electronic catalogue)
 Front ring: gold-plated, → 2/40

	Function	Type Article no.	Price See Price List	Std. pack
Set of coding adapters For converting between stay-put and spring-return function → Engineering 		M22-XC-R 216406		10 off
For converting between stay-put and spring-return function → Engineering 		M22-XC-Y 216407		10 off



Inscription	Function:	For use with	Type Article no.	Price See Price List	Front ring: black Type Article no.	Price See Price List	Std. pack
Joystick, IP66							
4 positions							
	-	+	-	M22-WRJ4 279415		M22S-WRJ4 279416	5 off
	-	↕	-	M22-WJ4 279417		M22S-WJ4 279418	5 off
Pushbutton, 4-way, IP66							
	No inscription, actuator colour black	↕	-	M22-D4-S 279411		M22S-D4-S 279412	5 off
	Inscription and actuator colour to order ¹⁾²⁾	↕	-	M22-D4-*-* 279413		M22S-D4-*-* 279414	5 off
Labels							
	Blank	-	Joystick 4-way selector switch actuators	M22-XCK 279433			10 off
	Direction arrows	-	Joystick	M22-XCK1 279434			
	0-1-0-2-0-3-0-4	-	4-way selector switch actuators	M22-XCK2 279435			
	Inscription to order ²⁾	-	Joystick 4-way selector switch actuators	M22-XCK-* 279436			

Notes

Example: M22-D4-*-*

²⁾ Inscription or graphics based on a Word-, DXF- or Label-Editor file supplied by the customer













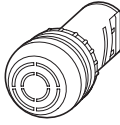

- ¹⁾ B = Blue
- G = Green
- R = Red
- S = Black
- W = White
- Y = Yellow

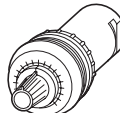

State colours clockwise, starting with 12:00 o'clock, example



Front ring: gold-plated, → 2/40

Moeller HPL0211-2004/2005

	Colour		Type Article no.	Price See Price List	Std. pack
Indicator lights, IP67, 69K					
Flush 		-	M22-L-W 216771		10 off
		-	M22-L-R 216772		
		-	M22-L-G 216773		
		-	M22-L-Y 216774		
		-	M22-L-B 216775		
	Without lens	-	M22-L-X 216776		
	Without lens	-	M22-L-X-GVP 216777		
Extended, conical 		-	M22-LH-W 216778		10 off
		-	M22-LH-R 216779		
		-	M22-LH-G 216780		
		-	M22-LH-Y 216781		
		-	M22-LH-B 216782		
Compact acoustic indicator, IP40					
Front black, without buzzer, BA 9s socket 	-	-	M22-AMC 229015		1 off
Buzzer for acoustic indicator					
83 dB/10 cm, 18 – 30 mA, Positive pole connected to X1, f = 2300 Hz 	-	Continuous tone, 18 – 30 V AC/DC	M22-XAM 229025		1 off
	-	Pulsed tone, 18 – 30 V DC	M22-XAMP 229028		1 off

	Circuit symbol	Resistance <i>R</i> kΩ	Front ring: titanium Type Article no.	Price See Price List	Front ring: black Type Article no.	Price See Price List	Std. pack
Potentiometer, IP66							
Degree of protection IP66 3 individual screw terminals, $P_{max} = 0.5 W$ Accuracy of resistance value: $\pm 10\%$ (linear) 		1	M22-R1K 229489		M22S-R1K 232231		1 off
		4.7	M22-R4K7 229490		M22S-R4K7 232232		
		10	M22-R10K 229491		M22S-R10K 232233		
		47	M22-R47K 229492		M22S-R47K 232234		
		100	M22-R100K 229493		M22S-R100K 232235		
		470	M22-R470K 229494		M22S-R470K 232236		
		Selectable ¹⁾	M22-R*.* 263371		M22S-R*.* 263372		

Notes

Example: M22(S)-R*.*






















└ Inscription as submitted text sample (letter height 3 mm) or selected from library.
 └ Order without inscription: "-"

- └ 1 = 1 kΩ
- └ 4.7 = 4.7 kΩ
- └ 10 = 10 kΩ
- └ 47 = 47 kΩ
- └ 100 = 100 kΩ
- └ 470 = 470 kΩ

Front ring: gold-plated, → 2/40

























	Colour	Front ring: titanium			Front ring: black			
		Type Article no.	Price See Price List	Std. pack	Type Article no.	Price See Price List	Std. pack	
Illuminated pushbutton actuators, IP67, IP69K								
Actuator, flush, spring-return 		M22-DL-W 216922		10 off	M22S-DL-W 216924		10 off	
		M22-DL-R 216925			M22S-DL-R 216926			
		M22-DL-G 216927			M22S-DL-G 216928			
		M22-DL-Y 216929			M22S-DL-Y 216930			
		M22-DL-B 216931			M22S-DL-B 216932			
	Without	M22-DL-X 216933			M22S-DL-X 216935			
	Without	M22-DL-X-GVP 216934						
		M22-DL-R-X0 216936		10 off	M22S-DL-R-X0 216937		10 off	
		M22-DL-G-X1 216938			M22S-DL-G-X1 216939			
		M22-DL-W-X0 216940			M22S-DL-W-X0 216941			
		M22-DL-W-X1 216942			M22S-DL-W-X1 216943			
	Flat, stay-put actuator Programmable stay-put/spring-return function, → Engineering 		M22-DRL-W 216944		5 off	M22S-DRL-W 216945		5 off
			M22-DRL-R 216946			M22S-DRL-R 216947		
		M22-DRL-G 216948		M22S-DRL-G 216949				
		M22-DRL-Y 216950		M22S-DRL-Y 216951				
		M22-DRL-B 216952		M22S-DRL-B 216953				
Without		M22-DRL-X 216954		M22S-DRL-X 216956				
Without		M22-DRL-X-GVP 216955						
		M22-DRL-R-X0 216957		5 off	M22S-DRL-R-X0 216958		5 off	
		M22-DRL-G-X1 216959			M22S-DRL-G-X1 216960			
		M22-DRL-W-X0 216961			M22S-DRL-W-X0 216962			
		M22-DRL-W-X1 216963			M22S-DRL-W-X1 216964			
With guard ring Spring-return 		Without	M22-DGL-X 230961		5 off			

Notes

Front ring: gold-plated, → 2/40

Moeller HPL0211-2004/2005

	Colour	Front ring: titanium			Front ring: black		
		Type Article no.	Price See Price List	Std. pack	Type Article no.	Price See Price List	Std. pack
Illuminated pushbuttons, IP67, IP69K							
Actuator extended, spring-return 		M22-DLH-W 216965		5 off	M22S-DLH-W 216966		5 off
		M22-DLH-R 216967			M22S-DLH-R 216968		
		M22-DLH-G 216969			M22S-DLH-G 216970		
		M22-DLH-Y 216971			M22S-DLH-Y 216972		
		M22-DLH-B 216973			M22S-DLH-B 216974		
		M22-DLH-R-X0 216975			M22S-DLH-R-X0 216976		
		M22-DLH-G-X1 216977			M22S-DLH-G-X1 216978		
		M22-DLH-W-X0 216979			M22S-DLH-W-X0 216980		
		M22-DLH-W-X1 216981			M22S-DLH-W-X1 216982		
Actuator extended, stay-put Programmable stay-put/spring-return function, → Engineering 		M22-DRLH-W 216788		5 off	M22S-DRLH-W 216791		5 off
		M22-DRLH-R 216789			M22S-DRLH-R 216792		
		M22-DRLH-G 216796			M22S-DRLH-G 216798		
		M22-DRLH-Y 216799			M22S-DRLH-Y 216801		
		M22-DRLH-B 216802			M22S-DRLH-B 216803		
		M22-DRLH-R-X0 216804			M22S-DRLH-R-X0 216808		
		M22-DRLH-G-X1 216805			M22S-DRLH-G-X1 216809		
		M22-DRLH-W-X0 216806			M22S-DRLH-W-X0 216810		
		M22-DRLH-W-X1 216807			M22S-DRLH-W-X1 216811		

Notes

Front ring: gold-plated, → 2/40



2/24 Illuminated Selector Switch Actuators, 2 Positions, 3 Positions RMQ-Titan

Moeller HPL0211-2004/2005

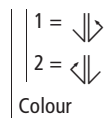
Control Circuit Devices
RMQ-Titan



					Front ring: titanium		Std. pack	Front ring: black		Std. pack
Function:		Colour of thumb-grip			Type Article no.	Price See Price List		Type Article no.	Price See Price List	
↙ = Stay-put ↘ = Spring-return										
Illuminated selector switch actuators, thumb-grip, IP66										
2 positions Stay-put/spring return function, convertible using M22-XC-Y										
Spring-return 	-	↘	40°	○	M22-WLK-W 216812		5 off	M22S-WLK-W 216813		5 off
	-	↘	40°	●	M22-WLK-R 216814			M22S-WLK-R 216815		
	-	↘	40°	●	M22-WLK-G 216816			M22S-WLK-G 216817		
	-	↘	40°	●	M22-WLK-Y 216818			M22S-WLK-Y 216819		
	-	↘	40°	●	M22-WLK-B 216820			M22S-WLK-B 216821		
Stay-put 	-	↙	60°	○	M22-WRLK-W 216823			M22S-WRLK-W 216824		
	-	↙	60°	●	M22-WRLK-R 216825			M22S-WRLK-R 216826		
	-	↙	60°	●	M22-WRLK-G 216827			M22S-WRLK-G 216828		
	-	↙	60°	●	M22-WRLK-Y 216829			M22S-WRLK-Y 216830		
	-	↙	60°	●	M22-WRLK-B 216831			M22S-WRLK-B 216832		
3 positions Stay-put/spring return function, convertible using M22-XC-Y										
Spring-return 	40°	↔	40°	○	M22-WLK3-W 216833		5 off	M22S-WLK3-W 216834		5 off
	40°	↔	40°	●	M22-WLK3-R 216835			M22S-WLK3-R 216836		
	40°	↔	40°	●	M22-WLK3-G 216837			M22S-WLK3-G 216838		
	40°	↔	40°	●	M22-WLK3-Y 216839			M22S-WLK3-Y 216840		
	40°	↔	40°	●	M22-WLK3-B 216841			M22S-WLK3-B 216842		
Stay-put 	60°	↓	60°	○	M22-WRLK3-W 216843			M22S-WRLK3-W 216844		
	60°	↓	60°	●	M22-WRLK3-R 216845			M22S-WRLK3-R 216846		
	60°	↓	60°	●	M22-WRLK3-G 216847			M22S-WRLK3-G 216848		
	60°	↓	60°	●	M22-WRLK3-Y 216849			M22S-WRLK3-Y 216850		
	60°	↓	60°	●	M22-WRLK3-B 216851			M22S-WRLK3-B 216852		
Stay-put, spring-return ¹⁾	Selectable	-	Selectable	M22-WRLK3-*/ 217438		M22S-WRLK3-*/ 217439				

Notes


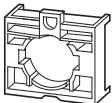
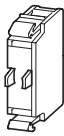










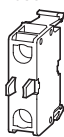

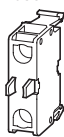

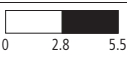




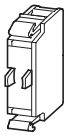





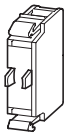





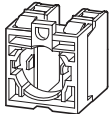


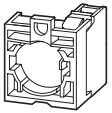


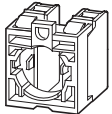


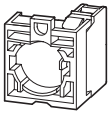




¹⁾ Example: M22-WRLK3-*/*



Front ring: gold-plated, → 2/40

		Function	Type Article no.	Price See Price List	Std. pack
Set of coding adapters					
For converting between stay-put and spring-return function → Engineering 1 set = 2 off			M22-XC-Y 216407		10 off

Moeller HPL0211-2004/2005

Connection types	Contacts M = Make, B = Break ⊕ = Positive opening safety function to IEC/EN 60947-5-1	Circuit symbol	Contact travel diagram, stroke in connection with front element	Configuration ¹⁾	Type Article no.	Price See Price List	Std. pack				
Fixing adapters											
Fixing adapter (front fixing) for 3 contact-/LED elements For M22-(C)K... contact elements and M22-(C)LED... LED elements Sequence numbers on fixing adapter											
	-	-	-	-	<table border="1"><tr><td>1/4</td><td>3/6</td><td>2/5</td></tr></table>	1/4	3/6	2/5	M22-A 216374	50 off	
1/4	3/6	2/5									
	-	-	-	-	<table border="1"><tr><td>1/4</td><td>3/6</td><td>2/5</td></tr></table>	1/4	3/6	2/5	M22-A-GVP 216375	500 off	
1/4	3/6	2/5									
Fixing adapter (front fixing) for 4 contact elements For M22-(C)K contact elements											
	-	-	-	-	<table border="1"><tr><td>4</td><td>3</td><td>2</td><td>1</td></tr></table>	4	3	2	1	M22-A4 279437	50 off
4	3	2	1								
Contact elements											
Front fixing											
	Screw terminals	1 M	-			<table border="1"><tr><td>1/4</td><td>3/6</td><td>2/5</td></tr></table>	1/4	3/6	2/5	M22-K10 216376	20 off
		1/4	3/6	2/5							
	1 M	-			<table border="1"><tr><td>1/4</td><td>3/6</td><td>2/5</td></tr></table>	1/4	3/6	2/5	M22-K10-GVP 216377	500 off	
	1/4	3/6	2/5								
	-	1 B ⊕			<table border="1"><tr><td>1/4</td><td>3/6</td><td>2/5</td></tr></table>	1/4	3/6	2/5	M22-K01 216378	20 off	
	1/4	3/6	2/5								
-	1 B ⊕			<table border="1"><tr><td>1/4</td><td>3/6</td><td>2/5</td></tr></table>	1/4	3/6	2/5	M22-K01-GVP 216379	500 off		
1/4	3/6	2/5									
-	1 B ⊕			<table border="1"><tr><td>1/4</td><td>3/6</td><td>2/5</td></tr></table>	1/4	3/6	2/5	M22-K01D 262165	20 off		
1/4	3/6	2/5									
-	1 B ⊕			<table border="1"><tr><td>2</td><td>3</td><td>1</td></tr></table>	2	3	1	M22-KC10 216380	20 off		
2	3	1									
Base fixing											
	-	1 M	-			<table border="1"><tr><td>2</td><td>3</td><td>1</td></tr></table>	2	3	1	M22-KC10-GVP 216381	200 off
	2	3	1								
	-	1 M	-			<table border="1"><tr><td>2</td><td>3</td><td>1</td></tr></table>	2	3	1	M22-KC01 216382	20 off
	2	3	1								
	-	1 B ⊕			<table border="1"><tr><td>2</td><td>3</td><td>1</td></tr></table>	2	3	1	M22-KC01-GVP 216383	200 off	
	2	3	1								
-	1 B ⊕			<table border="1"><tr><td>2</td><td>3</td><td>1</td></tr></table>	2	3	1	M22-KC10 216380	20 off		
2	3	1									
-	1 B ⊕			<table border="1"><tr><td>2</td><td>3</td><td>1</td></tr></table>	2	3	1	M22-KC10-GVP 216381	200 off		
2	3	1									
-	1 B ⊕			<table border="1"><tr><td>2</td><td>3</td><td>1</td></tr></table>	2	3	1	M22-KC01 216382	20 off		
2	3	1									
Contact elements											
Front fixing											
	Cage Clamp ²⁾	1 M	-			<table border="1"><tr><td>1/4</td><td>3/6</td><td>2/5</td></tr></table>	1/4	3/6	2/5	M22-CK10 216384	20 off
		1/4	3/6	2/5							
		-	1 B ⊕			<table border="1"><tr><td>1/4</td><td>3/6</td><td>2/5</td></tr></table>	1/4	3/6	2/5	M22-CK01 216385	20 off
1/4	3/6	2/5									
-	1 B ⊕			<table border="1"><tr><td>1/4</td><td>3/6</td><td>2/5</td></tr></table>	1/4	3/6	2/5	M22-CK01D 262510	20 off		
1/4	3/6	2/5									
Base fixing											
	Cage Clamp ²⁾	1 M	-			<table border="1"><tr><td>2</td><td>3</td><td>1</td></tr></table>	2	3	1	M22-CKC10 216386	20 off
		2	3	1							
-	1 B ⊕			<table border="1"><tr><td>2</td><td>3</td><td>1</td></tr></table>	2	3	1	M22-CKC01 216387	20 off		
2	3	1									
Complete modules											
Assembly of contact element with screw terminals and fixing adapter, Front fixing											
	-	1 M	1 B ⊕			<table border="1"><tr><td>1/4</td><td>3/6</td><td>2/5</td></tr></table>	1/4	3/6	2/5	M22-AK11 216505	5 off
	1/4	3/6	2/5								
	-	1 M	-			<table border="1"><tr><td>1/4</td><td>3/6</td><td>2/5</td></tr></table>	1/4	3/6	2/5	M22-AK10 216504	5 off
	1/4	3/6	2/5								
-	1 M	1 B ⊕			<table border="1"><tr><td>1/4</td><td>3/6</td><td>2/5</td></tr></table>	1/4	3/6	2/5	M22-AK01 216503	5 off	
1/4	3/6	2/5									

Notes

¹⁾ Assignment: Assignment of the fixing adapter with sequence numbers according to EN 50013

$\begin{matrix} x \\ \swarrow \searrow \\ y \end{matrix}$ x = Sequence number on fixing adapter
y = Function number on contact element

²⁾ Cage Clamp is a registered trademark of Wago Kontakttechnik GmbH/Minden, Germany




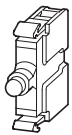








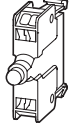










	Rated operational voltage U_e V	Rated operational current I_e mA	Power consumption $P_{max.}$ W	Lifespan to EN 60064 at $T_a = +25\text{ °C}$ t_{mean} (AC) h	Colour	Type Article no.	Price See Price	Std. pack
LED elements with screw terminals								
→ Engineering								
Front fixing 	12 – 30 V AC/DC	8 – 15	0.26 at 24 V	100000		M22-LED-W 216557		20 off
						M22-LED-R 216558		
						M22-LED-G 216559		
						M22-LED-B 218057		
	85 – 264 V AC, 50/60 Hz	5 – 15	0.33			M22-LED230-W 216563		
						M22-LED230-R 216564		
						M22-LED230-G 216565		
						M22-LED230-B 218059		
Base fixing 	12 – 30 V AC/DC	8 – 15	0.26 at 24 V	100000		M22-LEDC-W 216560		
						M22-LEDC-R 216561		
						M22-LEDC-G 216562		
						M22-LEDC-B 218058		
	85 – 264 V AC, 50/60 Hz	5 – 15	0.33			M22-LEDC230-W 216566		
						M22-LEDC230-R 216567		
						M22-LEDC230-G 216568		
						M22-LEDC230-B 218060		
LED series elements with screw terminals								
Front- and base fixing								
LED resistor elements For connecting 12 – 30 V LED elements to:	42 – 60 V AC/DC		–			M22-XLED60 231078		10 off
	220V DC		–			M22-XLED220 ¹⁾ 271541		
LED test elements For de-coupled function test (lamp test) For connection to:	12 – 240 V AC/DC		–			M22-XLED-T 231079		
	85 – 264 V AC		–			M22-XLED230-T 231080		

Notes For pushbutton actuators, indicator lights, illuminated pushbuttons and illuminated selector switch actuators, the following applies:

- M22...-R only in combination with M22-LED...-R
 - M22...-G only in combination with M22-LED...-G
 - M22...-W only in combination with M22-LED...-W
 - M22...-Y only in combination with M22-LED...-Y
 - M22...-B in combination with M22-LED...-W
 - M22...-B or in combination with M22-LED...-B
- ¹⁾ Maximum ambient temperature: -25 °C to +55 °C

Moeller HPL0211-2004/2005

	Rated operational voltage	Rated operational current	Power consumption	Lifespan to EN 60064 at $T_a = +25\text{ °C}$	Colour	Type Article no.	Price See Price	Std. pack
	U_e V	I_e mA	$P_{max.}$ W	t_{mean} (AC) h				
LED elements with Cage Clamp								
→ Engineering Cage Clamp is a registered trademark of Wago Kontakttechnik GmbH/Minden, Germany								
								
Front fixing 	12 – 30 V AC/DC	8 – 15	0.26 at 24 V	100000		M22-CLED-W 216569		20 off
						M22-CLED-R 216570		
						M22-CLED-G 216571		
						M22-CLED-B 218061		
	85 – 264 V AC, 50/60 Hz	5 – 15	0.33			M22-CLED230-W 216575		
						M22-CLED230-R 216576		
						M22-CLED230-G 216577		
						M22-CLED230-B 218063		
Base fixing 	12 – 30 V AC/DC	8 – 15	0.26 at 24 V	100000		M22-CLEDC-W 216572		20 off
						M22-CLEDC-R 216573		
						M22-CLEDC-G 216574		
						M22-CLEDC-B 218062		
	85 – 264 V AC, 50/60 Hz	5 – 15	0.33			M22-CLEDC230-W 216578		20 off
						M22-CLEDC230-R 216579		
						M22-CLEDC230-G 216580		
						M22-CLEDC230-B 218064		

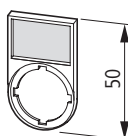
Notes

For pushbutton actuators, indicator lights, illuminated pushbuttons and illuminated selector switch actuators, the following applies:


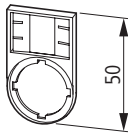
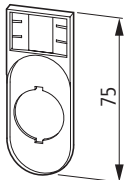
- M22...-R only in combination with M22-LED...-R
- M22...-G only in combination with M22-LED...-G
- M22...-W only in combination with M22-LED...-W
- M22...-Y only in combination with M22-LED...-W
- M22...-B in combination with M22-LED...-W
- M22...-B or in combination with M22-LED...-B





Inscription	Type Article no.	Price	Std. pack
Complete legend plates, IP66			
30 × 50 mm, round, black (RAL 9005)			
	0 I	M22S-ST-X88 216485	10 off
	0 I	M22S-ST-X89 218147	
	I 0 II	M22S-ST-X93 216486	
	1	M22S-ST-X52 256797	
	2	M22S-ST-X53 256798	
	STOP	M22S-ST-GB0 216494	
	START	M22S-ST-GB1 216495	
	Aus	M22S-ST-D5 218299	
	OFF	M22S-ST-GB5 218300	
	ARRÊT	M22S-ST-F0 256791	
	Ein	M22S-ST-D6 216487	
	ON	M22S-ST-GB6 216496	
	MARCHE	M22S-ST-F1 256792	
	Störung	M22S-ST-D8 216489	
	FAULT	M22S-ST-GB8 216498	
	DÉFAUT	M22S-ST-F67 256795	
	Betrieb	M22S-ST-D7 216488	
	RUN	M22S-ST-GB7 216497	
	EN SERVICE	M22S-ST-F7 256793	
	Hand AUTO	M22S-ST-D11 216492	
	MAN. AUTO	M22S-ST-GB11 216500	
	Aus Ein	M22S-ST-D10 216490	
	OFF ON	M22S-ST-GB10 216499	
	ARRÊT MARCHE	M22S-ST-F10 256794	
	HAND 0 AUTO	M22S-ST-D12 216493	
	MAN. 0 AUTO	M22S-ST-GB12 216501	
	SOUS TENSION	M22S-ST-F68 256796	

Moeller HPL0211-2004/2005

Inscription	Colour	Type Article no.	Price	Std. pack	Notes
Insert plates for label mounts, 18 × 27 mm					
	Aluminium, blank	–	M22-XST 216480	100 off	–
	Aluminium, blank	–	M22-XST-GVP 216481	500 off	–
	With customised text	–	M22-XST- 216482	1 off	Letter height 3 mm: max. 3 lines, max. 12 characters per line Letter height 5 mm: max. 2 lines, max. 8 characters per line
Legend plate mounts, without label, IP66					
Round, black (RAL 9005), 30 mm wide					
	–	●	M22S-ST-X 216392	100 off	–
	–	●	M22S-ST-X-GVP 216393	500 off	–
	For double actuators	●	M22S-STDD-X 216394	10 off	–





Inscription	For use with	Colour, symbol	Style: flush		Style: extended		Std. pack
			Type Article no.	Price See Price	Type Article no.	Price See Price	
Button plates for pushbutton actuators							
≧ 5 characters: letter height 5 mm > 5 characters: letter height 3 mm							
-	M22(S)-D-X M22(S)-DR-X M22-DG-X	●	M22-XD-S 216421		M22-XDH-S 216428		10 off
-		○	M22-XD-W 216422		M22-XDH-W 216429		
-		●	M22-XD-R 216423		M22-XDH-R 216430		
-		●	M22-XD-G 216424		M22-XDH-G 216431		
-		●	M22-XD-Y 216425		M22-XDH-Y 216432		
-		●	M22-XD-B 216426		M22-XDH-B 216433		
Selectable, with customised inscription ¹⁾		-	M22-XD-*. * 216427		M22-XDH-*. * 216434		1 off
Zu		●	M22-XD-S-D2 218184		M22-XDH-S-D2 218229		10 off
Auf		●	M22-XD-S-D3 218185		M22-XDH-S-D3 218230		
Ab		●	M22-XD-S-D4 218186		M22-XDH-S-D4 218231		
Aus		●	M22-XD-R-D5 218187		M22-XDH-R-D5 218232		
Ein		●	M22-XD-S-D6 218188		M22-XDH-S-D6 218233		
Entsperren		●	M22-XD-B-D14 218189		M22-XDH-B-D14 218234		
Vorwärts		●	M22-XD-S-D15 218190		M22-XDH-S-D15 218235		
Rückwärts		●	M22-XD-S-D16 218191		M22-XDH-S-D16 218236		
Heben		●	M22-XD-S-D17 218192		M22-XDH-S-D17 218237		
Senken		●	M22-XD-S-D18 218193		M22-XDH-S-D18 218238		
STOP		●	M22-XD-R-GB0 218194		M22-XDH-R-GB0 218239		
STOP		●	M22-XD-S-GB0 218195		M22-XDH-S-GB0 218240		
START		●	M22-XD-G-GB1 218196		M22-XDH-G-GB1 218241		
START		○	M22-XD-W-GB1 218197		M22-XDH-W-GB1 218242		
CLOSE		●	M22-XD-S-GB2 218198		M22-XDH-S-GB2 218243		
UP		●	M22-XD-S-GB3 218199		M22-XDH-S-GB3 218244		
DOWN		●	M22-XD-S-GB4 218200		M22-XDH-S-GB4 218245		
TEST		●	M22-XD-S-GB9 218201		M22-XDH-S-GB9 218246		
OFF		●	M22-XD-R-GB5 218202		M22-XDH-R-GB5 218247		
ON		●	M22-XD-S-GB6 218203		M22-XDH-S-GB6 218248		

Notes

Example: M22-X...*. *

- Symbol (symbol identification from library, e.g. GB12 or to supplied master)
- Colour: e.g. -R, -G, -B, -W, -Y, -S



























Letter height 3 mm:
max. 8 characters in 1st line,
10 characters in 2nd line,
8 characters in 3rd line



Letter height 5 mm:
max. 5 characters per line



Moeller HPL0211-2004/2005

Inscription	For use with	Colour, symbol	Style: flush		Style: extended		Std. pack
			Type Article no.	Price See Price	Type Article no.	Price See Price	
Button plates for pushbutton actuators							
≦ 5 characters: letter height 5 mm > 5 characters: letter height 3 mm							
RESET	M22(S)-D-X M22(S)-DR-X M22-DG-X		M22-XD-B-GB14 218204		M22-XDH-B-GB14 218249		10 off
FORWARD			M22-XD-S-GB15 218205		M22-XDH-S-GB15 218250		
REVERSE			M22-XD-S-GB16 218206		M22-XDH-S-GB16 218251		
RAISE			M22-XD-S-GB17 218208		M22-XDH-S-GB17 218252		
LOWER			M22-XD-S-GB18 218209		M22-XDH-S-GB18 218253		
Stop			M22-XD-R-X0 218153		M22-XDH-R-X0 218155		
Stop			M22-XD-S-X0 218154		M22-XDH-S-X0 218156		
Start			M22-XD-G-X1 218165		M22-XDH-G-X1 218210		
Start			M22-XD-S-X1 218166		M22-XDH-S-X1 218211		
Start			M22-XD-W-X1 218167		M22-XDH-W-X1 218212		
Start			M22-XD-G-X2 218168		M22-XDH-G-X2 218213		
Start			M22-XD-S-X2 218169		M22-XDH-S-X2 218214		
Increase			M22-XD-S-X4 218170		M22-XDH-S-X4 218215		
Decrease			M22-XD-S-X5 218171		M22-XDH-S-X5 218216		
Reset			M22-XD-B-X6 218172		M22-XDH-B-X6 218217		
Direction of movement			M22-XD-S-X7 218173		M22-XDH-S-X7 218218		
Direction of movement			M22-XD-S-X8 218174		M22-XDH-S-X8 218219		
Manual			M22-XD-S-X9 218175		M22-XDH-S-X9 218220		
Automatic			M22-XD-S-X10 218176		M22-XDH-S-X10 218221		
Inch			M22-XD-S-X11 218177		M22-XDH-S-X11 218222		
Unlock		M22-XD-S-X12 218178		M22-XDH-S-X12 218223			
Unclamp		M22-XD-S-X13 218179		M22-XDH-S-X13 218224			
Clamp		M22-XD-S-X14 218180		M22-XDH-S-X14 218225			
Release		M22-XD-S-X15 218181		M22-XDH-S-X15 218226			
Liquid		M22-XD-S-X16 218182		M22-XDH-S-X16 218227			
Klaxon		M22-XD-S-X17 218183		M22-XDH-S-X17 218228			





Inscription	For use with	Colour, symbol	Type Article no.	Price	Std. pack
Button plates for mushroom actuators					
≦ 5 characters: letter height 5 mm					
> 5 characters: letter height 3 mm					
-	M22(S)-D(R)P-...	●	M22-XDP-S 216435		10 off
-		○	M22-XDP-W 216436		
-		●	M22-XDP-R 216437		
-		●	M22-XDP-G 216438		
-		●	M22-XDP-Y 216439		
Selectable, with customised inscription ¹⁾		-	M22-XDP-*. * 216440		
Zu		●	M22-XDP-S-D2 218272		
Auf		●	M22-XDP-S-D3 218273		
Ab		●	M22-XDP-S-D4 218274		
Aus		●	M22-XDP-R-D5 218275		
Ein		●	M22-XDP-S-D6 218276		
Vorwärts		●	M22-XDP-S-D15 218277		
Rückwärts		●	M22-XDP-S-D16 218278		
Heben		●	M22-XDP-S-D17 218279		
Senken		●	M22-XDP-S-D18 218280		
STOP		●	M22-XDP-R-GB0 218281		
STOP		●	M22-XDP-S-GB0 218282		
START		●	M22-XDP-G-GB1 218283		
START		○	M22-XDP-W-GB1 218284		
CLOSE		●	M22-XDP-S-GB2 218285		
UP		●	M22-XDP-S-GB3 218286		
DOWN		●	M22-XDP-S-GB4 218287		
OFF		●	M22-XDP-R-GB5 218289		
ON		●	M22-XDP-S-GB6 218290		
TEST		●	M22-XDP-S-GB9 218288		
FORWARD		●	M22-XDP-S-GB15 218291		
REVERSE		●	M22-XDP-S-GB16 218292		

Notes

Example: M22-X...*-*

- Symbol (symbol identification from library, e.g. GB12 or to supplied mast)
- Colour: e.g. -R, -G, -B, -W, -Y, -S

Character size 3 mm:
max. 8 characters on 1st line,
10 characters on 2nd line and
8 characters on 3rd line



Character size 5 mm:
max. 5 characters on one line



Moeller HPL0211-2004/2005

Inscription	For use with	Colour, symbol	Type Article no.	Price	Std. pack
Button plates for mushroom actuators					
≤ 5 characters: letter height 5 mm					
> 5 characters: letter height 3 mm					
RAISE	M22(S)-D(R)P-...	●	M22-XDP-S-GB17 218293		10 off
LOWER		●	M22-XDP-S-GB18 218294		
Stop		⊙	M22-XDP-R-X0 218157		
Stop		⊙	M22-XDP-S-X0 218158		
Start		⏏	M22-XDP-G-X1 218254		
Start		⏏	M22-XDP-S-X1 218255		
Start		⏏	M22-XDP-W-X1 218256		
Start		⏏	M22-XDP-G-X2 218257		
Start		⏏	M22-XDP-S-X2 218258		
Increase		+	M22-XDP-S-X4 218259		
Decrease		-	M22-XDP-S-X5 218260		
Direction of movement		↑	M22-XDP-S-X7 218261		
Direction of movement		↖	M22-XDP-S-X8 218262		
Manual		⚙	M22-XDP-S-X9 218263		
Automatic		⊙	M22-XDP-S-X10 218264		
Inch		⊕	M22-XDP-S-X11 218265		
Unlock		⏏	M22-XDP-S-X12 218266		
Unclamp		⏏	M22-XDP-S-X13 218267		
Clamp		⏏	M22-XDP-S-X14 218268		
Release		⏏	M22-XDP-S-X15 218269		
Liquid		⏏	M22-XDP-S-X16 218270		
Klaxon		⏏	M22-XDP-S-X17 218271		





Inscription	For use with	Colour, symbol	Style: flush			Style: extended		
			Type Article no.	Price See Price List	Std. pack	Type Article no.	Price See Price List	Std. pack
Lenses for indicator lights								
≤ 5 characters: letter height 5 mm								
> 5 characters: letter height 3 mm								
-	M22-L-X M22-LC-X		M22-XL-W 216453		10 off	M22-XLH-W 216459		10 off
-			M22-XL-R 216454			M22-XLH-R 216460		
-			M22-XL-G 216455			M22-XLH-G 216461		
-			M22-XL-Y 216456			M22-XLH-Y 216462		
-			M22-XL-B 216457			M22-XLH-B 216463		
Selectable, with customised inscription ¹⁾		-	M22-XL-*. * 216458					
Zu			M22-XL-W-D2 218403					
Auf			M22-XL-W-D3 218404					
Ab			M22-XL-W-D4 218405					
Aus			M22-XL-R-D5 218406					
Ein			M22-XL-W-D6 218407					
Vorwärts			M22-XL-W-D15 218408					
Rückwärts			M22-XL-W-D16 218409					
Heben			M22-XL-W-D17 218410					
Senken			M22-XL-W-D18 218411					
STOP			M22-XL-R-GB0 218412					
STOP			M22-XL-W-GB0 218413					
START			M22-XL-G-GB1 218414					
START			M22-XL-W-GB1 218415					
CLOSE			M22-XL-W-GB2 218416					
UP			M22-XL-W-GB3 218417					
DOWN			M22-XL-W-GB4 218418					
TEST			M22-XL-W-GB9 218419					
OFF			M22-XL-R-GB5 218420					
ON			M22-XL-W-GB6 218421					
FORWARD			M22-XL-W-GB15 218422					

Notes

Example: M22-X...*. * *

- Symbol (symbol identification from library, e.g. GB12 or to supplied master)
- Colour: e.g. -R, -G, -B, -W, -Y, -S























Character size 3 mm:
max. 8 characters on 1st line,
10 characters on 2nd line and
8 characters on 3rd line



Character size 5 mm:
max. 5 characters on one line



Moeller HPL0211-2004/2005

Inscription	For use with	Colour, symbol	Style: flush Type Article no.	Price See Price List	Std. pack
Lenses for indicator lights					
≦ 5 characters: letter height 5 mm > 5 characters: letter height 3 mm					
REVERSE	M22-L-X M22-LC-X		M22-XL-W-GB16 218423		10 off
RAISE			M22-XL-W-GB17 218424		
LOWER			M22-XL-W-GB18 218425		
Stop			M22-XL-R-X0 218163		
Stop			M22-XL-W-X0 218164		
Start			M22-XL-G-X1 218384		
Start			M22-XL-W-X1 218385		
Start			M22-XL-G-X2 218386		
Start			M22-XL-W-X2 218387		
Increase			M22-XL-W-X4 218388		
Decrease			M22-XL-W-X5 218389		
Direction of movement			M22-XL-W-X7 218390		
Direction of movement			M22-XL-W-X8 218391		
Manual			M22-XL-W-X9 218392		
Automatic			M22-XL-W-X10 218393		
Inch			M22-XL-W-X11 218394		
Unlock			M22-XL-W-X12 218395		
Unclamp			M22-XL-W-X13 218396		
Clamp			M22-XL-W-X14 218399		
Release			M22-XL-W-X15 218400		
Liquid			M22-XL-W-X16 218401		
Klaxon			M22-XL-W-X17 218402		





Inscription	For use with	Colour, symbol	Style: flush Type Article no.	Price See Price List	Style: extended Type Article no.	Price See Price List	Std. pack
Button lenses for illuminated pushbuttons							
≦ 5 characters: letter height 5 mm > 5 characters: letter height 3 mm							
-	M22(S)-DL-X M22(S)-DRL-X M22S-DGL-X		M22-XDL-W 216441		M22-XDLH-W 216447		10 off
-			M22-XDL-R 216442		M22-XDLH-R 216448		
-			M22-XDL-G 216443		M22-XDLH-G 216449		
-			M22-XDL-Y 216444		M22-XDLH-Y 216450		
-			M22-XDL-B 216445		M22-XDLH-B 216451		
Selectable, with customised inscription ¹⁾		-	M22-XDL-*-* 216446		M22-XDLH-*-* 216452		
Zu			M22-XDL-W-D2 218316		M22-XDLH-W-D2 218359		
Auf			M22-XDL-W-D3 218317		M22-XDLH-W-D3 218360		
Ab			M22-XDL-W-D4 218318		M22-XDLH-W-D4 218361		
Aus			M22-XDL-R-D5 218319		M22-XDLH-R-D5 218362		
Ein			M22-XDL-W-D6 218320		M22-XDLH-W-D6 218363		
Entsperren			M22-XDL-B-D14 218321		M22-XDLH-B-D14 218364		
Vorwärts			M22-XDL-W-D15 218322		M22-XDLH-W-D15 218365		
Rückwärts			M22-XDL-W-D16 218323		M22-XDLH-W-D16 218366		
Heben			M22-XDL-W-D17 218324		M22-XDLH-W-D17 218367		
Senken			M22-XDL-W-D18 218325		M22-XDLH-W-D18 218368		
STOP			M22-XDL-R-GB0 218326		M22-XDLH-R-GB0 218369		
STOP			M22-XDL-W-GB0 218327		M22-XDLH-W-GB0 218370		
START			M22-XDL-G-GB1 218328		M22-XDLH-G-GB1 218371		
START			M22-XDL-W-GB1 218329		M22-XDLH-W-GB1 218372		
CLOSE			M22-XDL-W-GB2 218330		M22-XDLH-W-GB2 218373		
UP			M22-XDL-W-GB3 218331		M22-XDLH-W-GB3 218374		
DOWN			M22-XDL-W-GB4 218332		M22-XDLH-W-GB4 218375		
TEST			M22-XDL-W-GB9 218333		M22-XDLH-W-GB9 218376		
OFF			M22-XDL-R-GB5 218334		M22-XDLH-R-GB5 218377		
ON			M22-XDL-W-GB6 218335		M22-XDLH-W-GB6 218378		

Notes

Example: M22-X...-*-*

└ Symbol (symbol identification from library, e.g. GB12 or to supplied master)
└ Colour: e.g. -R, -G, -B, -W, -Y, -S


























Character size 3 mm:
max. 8 characters on 1st line,
10 characters on 2nd line and
8 characters on 3rd line



Character size 5 mm:
max. 5 characters on one line



Moeller HPL0211-2004/2005

Inscription	For use with	Colour, symbol	Style: flush	Price See Price List	Style: extended	Std. pack
			Type Article no.		Type Article no.	
Button lenses for illuminated pushbuttons						
≦ 5 characters: letter height 5 mm > 5 characters: letter height 3 mm						
RESET	M22(S)-DL-X M22(S)-DRL-X M22S-DGL-X		M22-XDL-B-GB14 218336		M22-XDLH-B-GB14 218379	10 off
FORWARD			M22-XDL-W-GB15 218337		M22-XDLH-W-GB15 218380	
REVERSE			M22-XDL-W-GB16 218338		M22-XDLH-W-GB16 218381	
RAISE			M22-XDL-W-GB17 218339		M22-XDLH-W-GB17 218382	
LOWER			M22-XDL-W-GB18 218340		M22-XDLH-W-GB18 218383	
Stop			M22-XDL-R-X0 218159		M22-XDLH-R-X0 218161	
Stop			M22-XDL-W-X0 218160		M22-XDLH-W-X0 218162	
Start			M22-XDL-G-X1 218295		M22-XDLH-G-X1 218341	
Start			M22-XDL-W-X1 218296		M22-XDLH-W-X1 218342	
Start			M22-XDL-G-X2 218297		M22-XDLH-G-X2 218343	
Start			M22-XDL-W-X2 218301		M22-XDLH-W-X2 218344	
Increase			M22-XDL-W-X4 218302		M22-XDLH-W-X4 218345	
Decrease			M22-XDL-W-X5 218303		M22-XDLH-W-X5 218346	
Reset			M22-XDL-B-X6 218304		M22-XDLH-B-X6 218347	
Direction of movement			M22-XDL-W-X7 218305		M22-XDLH-W-X7 218348	
Direction of movement			M22-XDL-W-X8 218306		M22-XDLH-W-X8 218349	
Manual			M22-XDL-W-X9 218307		M22-XDLH-W-X9 218350	
Automatic			M22-XDL-W-X10 218308		M22-XDLH-W-X10 218351	
Inch			M22-XDL-W-X11 218309		M22-XDLH-W-X11 218352	
Unlock			M22-XDL-W-X12 218310		M22-XDLH-W-X12 218353	
Unclamp			M22-XDL-W-X13 218311		M22-XDLH-W-X13 218354	
Clamp			M22-XDL-W-X14 218312		M22-XDLH-W-X14 218355	
Release			M22-XDL-W-X15 218313		M22-XDLH-W-X15 218356	
Liquid			M22-XDL-W-X16 218314		M22-XDLH-W-X16 218357	
Klaxon			M22-XDL-W-X17 218315		M22-XDLH-W-X17 218358	





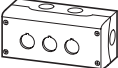
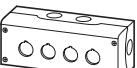
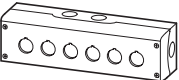

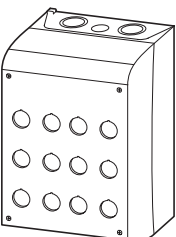


	Degree of protection	Mounting locations	Colour	Cable entry knockouts	Type Article no.	Price See Price List	Std. pack
		Qty.		Qty. × M20			
Flush mounting panels							
No legend plates possible with vertical arrangements							
Aluminium with yellow paint finish for Emergency-Stop actuator	IP65 ¹⁾	1		RAL 1004	–	M22-EY1 216542	5 off
Aluminium light anodised, including M22-XE...	IP65 ¹⁾	1		RAL 7035	–	M22-E1 216541	
		2			–	M22-E2 216543	
		3			–	M22-E3 216544	
		4			–	M22-E4 216545	
		5			–	M22-E5 216546	
	IP40 ¹⁾	6			–	M22-E6 216547	1 off
Shrouds							
Plastic, light grey							
Degree of protection only in connection with M22-E... flush mounting plates							
–	IP55 ²⁾	1		RAL 7035	3	M22-H1 216548	1 off
–		2			4	M22-H2 216549	
–		3			4	M22-H3 216550	
–	IP40 ²⁾	4			4	M22-H4 216551	
–		5			5	M22-H5 216552	
–		6			6	M22-H6 216553	
Set of plaster keys							
Comprising two plaster keys as mounting aids							
For plastering of shrouds							
						M22-UPE 216554	1 off

Notes

- ¹⁾ Only in conjunction with a corresponding enclosure and when properly mounted.
- ²⁾ Only in connection with M22-E...






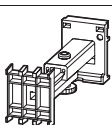
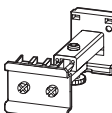
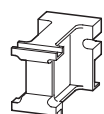

Moeller HPL0211-2004/2005

	Mounting locations	Cable entry knockouts		Colour	Type Article no.	Price See Price List	Std. pack	
		Bottom	Sides					
	Qty.	Qty. × M...	Qty. × M...					
Surface mounting enclosures, IP67, 69K								
With high-grade steel screws Enclosure base: anthracite (RAL 9005)								
totally insulated								
	For Emergency-Stop actuators	1	2 × 16	1 × 20 2 × 25/20	●	RAL 1004	M22-IY1 216536	1 off
		1	2 × 16	1 × 20 2 × 25/20	●	RAL 7035	M22-I1 216535	
		2	2 × 20	1 × 20 2 × 25/20			M22-I2 216537	
		3	2 × 20	2 × 20 2 × 25/20			M22-I3 216538	
		4	2 × 20	2 × 20 2 × 25/20			M22-I4 216539	
		6	2 × 20	2 × 20 2 × 25/20			M22-I6 216540	
M20 connecting screw, IP67								
For connection of any M22-I... surface mounting enclosures Fitting by M20 cable entry from the side								
		-	-	-	-	-	M22-XI 229162	25 off
Surface mounting enclosure, IP55								
Including mounting plate for base fixing Enclosure base: anthracite (RAL 9005)								
totally insulated								
		12	2 × 32/25	2 × 20 4 × 32/25	●	RAL 7035	M22-I12 222688	1 off





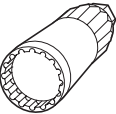
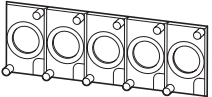
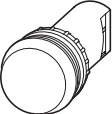
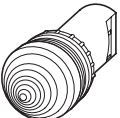
Control Circuit Devices
RMQ-Titan




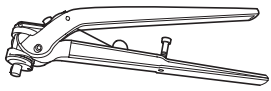


For use with	Colour	Type Article no.	Price	Std. pack
Front ring: gold (24 carat)				
Front ring not supplied individually: To order exclusively via Moeller Sales Offices as M22-Combination-* (customised complete units).				
	-	-	-	-
		M22-FR-AU 274150		1 off
Blanking plugs, IP67, IP69K				
Round style For closing off of spare mounting locations				
	-	● RAL 9005	M22S-B 216390	50 off
	-	● RAL 9005	M22S-B-GVP 216391	250 off
	-	● RAL 7035	M22-B 216388	50 off
	-	● RAL 7035	M22-B-GVP 216389	250 off
Actuator diaphragms for IP67, IP69K, silicone				
Transparent version for aggravated environmental conditions and for use in the food industry, Do not use in conjunction with M22S-ST legend plate mount, since degree of protection cannot be guaranteed				
	M22(S)-D(R)-... M22(S)-DL-..., M22(S)-DRL-... M22(S)-L(C)-...	-	M22-T-D 216395	10 off
	M22(S)-DDL...	-	M22-T-DD 216396	10 off
Protective diaphragm, silicone				
Prevents ingress of dirt and dust into the key opening				
	M22-WS...	-	M22-XWS 231275	5 off
Telescopic clip				
For equalization of the mounting depth of rear mounting devices in CI enclosures, and in cabinets with mounting depths from 115 – 155 mm. Steplessly adjustable, screw- and snap fixing (top-hat rail IEC/EN 60715). Maximally 10 × M22-TC admissible per enclosure, of which 5 with stay-put actuators. Do not use in conjunction with Emergency-Stop actuator.				
	Three contact/LED elements with base fixing, Including centring adapter	-	M22-TC 216398	10 off
	With top-hat rail IEC/EN 60715, width 44 mm For mounting of EASY, FAZ, PKZ, DIL etc. weighing ≤ 0.3 kg	-	M22-TA 226161	1 off
Extension				
	Telescopic clip for a mounting depth up to 205 mm	-	M22-TCV 225527	5 off
IVS mounting rail adapter				
	Top-hat rail IEC/EN 60715 for front fixing	-	M22-IVS 216400	1 off







Moeller HPL0211-2004/2005

For use with	Colour	Type Article no.	Price	Std. pack
Plunger bridge				
For actuating the middle contact element of the M22-W...3 non-illuminated 3-position selector switch actuator				
 Middle contact of 3-position selector switch, non-illuminated, (1 off) black	- -	M22-XW 216405		10 off
Guard ring, IP66				
To protect against accidental operation				
 For pushbutton and selector switch actuators	- -	M22-XGWK 231274		5 off
Threaded ring				
M22 × 1.5 mm				
 -	- -	M22-GR 216401		50 off
-	- -	M22-GR-GVP 216404		500 off
Set of adapter rings 30/22.3 mm, IP67, IP69K				
Black, consisting of adapter ring and fixing nut				
 For fitting of Ø 22.3 devices into Ø 30.5 mm holes. Degree of protection is determined by the front element.	● -	M22S-R30 216408		10 off
Combination box spanner				
 Threaded ring, can be fitted on to electric screwdriver	- -	M22-MS 216402		5 off
Fixing plate				
 M22-H... shrouds to the M22-E... flush mounting panel for up to 5 mounting locations	● -	M22-XE5 218945		1 off
Compact indicator light, IP67, 69K				
Without light elements For filament and neon bulbs and LEDs up to 2.4 W				
Flush, with BA 9s lamp socket				
 -	○ -	M22-LC-W 216907		10 off
-	● -	M22-LC-R 216908		
-	● -	M22-LC-G 216909		
-	● -	M22-LC-Y 216910		
-	● -	M22-LC-B 216911		
-	- Without lens	M22-LC-X 216912		
Extended, with BA 9s lamp socket				
 -	○ -	M22-LCH-W 216914		10 off
-	● -	M22-LCH-R 216915		
-	● -	M22-LCH-G 216916		
-	● -	M22-LCH-Y 216917		
-	● -	M22-LCH-B 216918		
-	● -			



For use with		Type Article no.	Price	Std. pack
Bulb extractor				
	M22-LC(H)...	M22-LG 216403		5 off
Notching tool				
Punching tool to produce the cutout for the anti-rotation lug to IEC/EN 60947-5-1				
	St 37 sheet steel, max. 3 mm thick VA high-grade steel max. 1.5 mm thick,	BA/C-NZ-22 028144		1 off

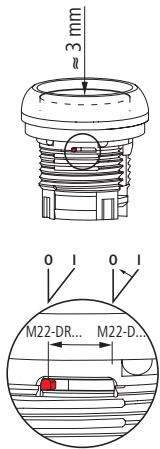


Lifespan to EN 60064 at $T_a = +25\text{ °C}$ t_{mean} (AC) h		Colour	Type Article no.	Price	Std. pack
BA 9s filament bulbs for Compact indicator lights					
High-grade versions from selected manufacturers					
	110 – 130 V/2.4 W	2000	–	A22-GL130 261361	100 off
	24 V/2.0 W	5000	–	A22-GL24 261360	100 off
BA 9s single-chip LEDs for Compact indicator lights					
For AC and DC (positive pole connected to X1), protected against polarity reversal, integral suppressor circuit up to 1500 V					
	18 – 30 V AC/DC, 15 mA	100000		A22-LED-W 261362	10 off
				A22-LED-R 261364	
				A22-LED-G 261363	
				A22-LED-Y 261365	

Moeller HPL0211-2004/2005

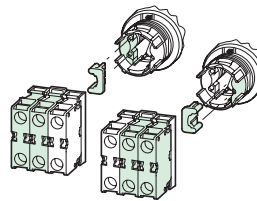
Programmable stay-put/spring-return pushbutton function

M22-DR



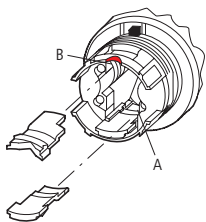
Plunger bridge for the middle contact on 3-position selector switches

M22(S)-W...3-...



For conversion between stay-put and spring-return functions and for changing the key withdrawability

M22-XC...



Coding adapters

M22-XC-Y



M22-XC-R



2-position selector switch actuators

↙ ↘	O	I	B
↙ 60°	✓	-	✓
↙ 50°	✓	✗	✗
↘ 40°	✓	✗	✗

✓ = Key withdrawable
✗ = Key not withdrawable

3-position selector switch actuators

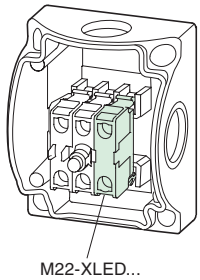
↙ ↘	I	O	II	
			A	B
60 ↘ 60	-	✓	✓	✓
50 ↘ 50	✗	✓	✓	✗
60 ↘ 50	-	✓	✓	✗
50 ↘ 60	✗	✓	-	✓
40 ↘ 40	✗	✓	✗	✗
60 ↘ 40	-	✓	✓	✗
50 ↘ 40	✗	✓	✗	✗
40 ↘ 60	✗	✓	-	✓
40 ↘ 50	✗	✓	✗	✗



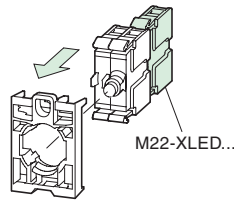
LED series (resistor) elements

M22-XLED...

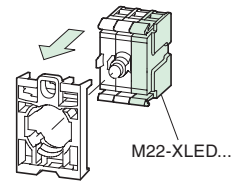
Surface mounting enclosure



Flush mounting at the rear

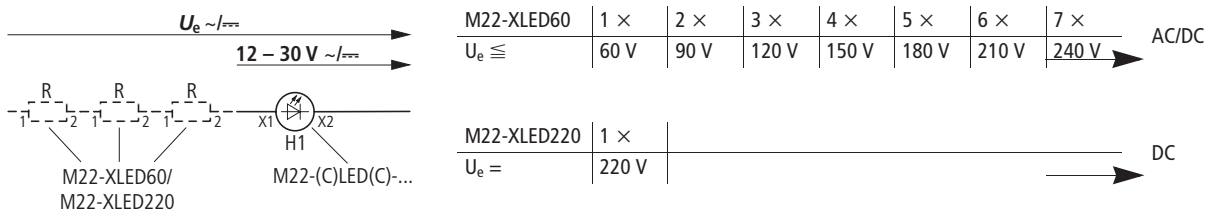


Flush mounting at the side



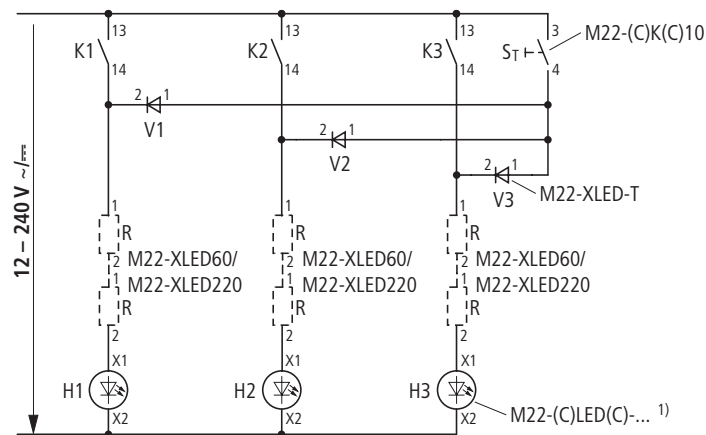
LED resistor element

M22-XLED60/M22-XLED220



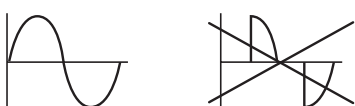
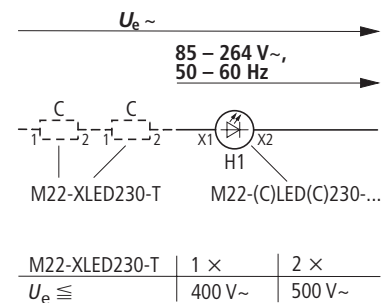
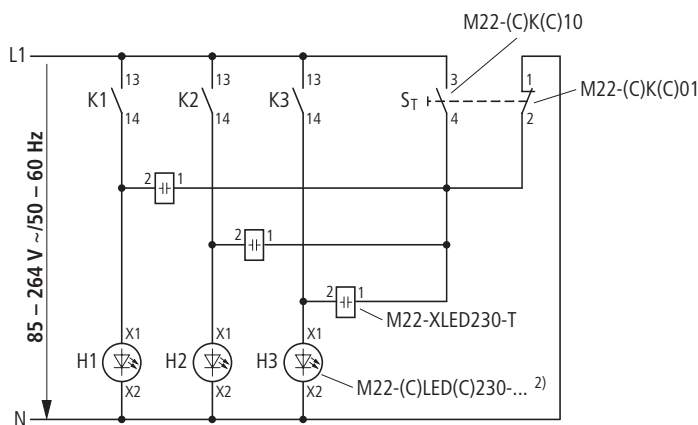
LED test element

M22-XLED-T



- ¹⁾ Only for elements 12 – 30 V
- ²⁾ For elements 85 – 264 V

M22-XLED230-T



Moeller HPL0211-2004/2005

Control Circuit Devices
RMQ-Titan



MOELLER

Bestellangaben für beliebige Taster-Leuchtmelder-Kombinationen, F0315
Ordering data for combinations of push-button and indicator light, F0315
Commande de combinaisons de boutons et de voyants lumineux, F0315

Auftrags-Nr.:
Order number:
N° de commande :

Kunde:
Customer:
Client :

Position:
Position:
Position:

Kundenspez.-Nr.:
Customer specific no.:
N° client :

Moeller Haus:
Office:
Bureau :

Bearbeiter:
Contact:
Employé :

Datum:
Date:
Date :

Lage der Einbaustellen / Position of mounting locations / Disposition des perçages

Aufbaugehäuse / Surface mounting enclosure / Boîtier à monter en saillie

RMQ16

Elektronik-Leiterplatte für Busfähigkeit / Printed circuit board for bus communication / Carte de circuits imprimés pour raccordement au bus Suconet-K1

AS-Interface (AS-i) **RMQ-M2C-ASI**

Einbautableau / Flush mounting plate / Plastron d'encastrement

M16-COMBINATION------

I8

E8

E8-SW

Elektronik-Leiterplatte für Busfähigkeit / Printed circuit board for bus communication / Carte de circuits imprimés pour raccordement au bus Suconet-K1

AS-Interface (AS-i) **RMQ-M2C-ASI**

Lage der Einbaustellen / Position of mounting locations / Disposition des perçages

Aufbaugehäuse / Surface mounting enclosure / Boîtier à monter en saillie

RMQ-Titan®

M22-COMBINATION------

M22-FR-AU Frontring vergoldet / Gold-plated front ring / Colerette dorée

M22-IY1 **M22-I1**

-I2

-I3

-I4

-I6

Elektronik-Leiterplatte für Busfähigkeit / Printed circuit board for bus communication / Carte de circuits imprimés pour raccordement au bus Suconet-K1

AS-Interface (AS-i) **RMQ-M1C-ASI**

Einbautableau / Flush mounting plate / Plastron d'encastrement

SL-COMBINATION------

M22-E1

M22-E2

M22-E3

M22-E4

M22-E5

M22-E6

Elektronik-Leiterplatte für Busfähigkeit / Printed circuit board for bus communication / Carte de circuits imprimés pour raccordement au bus Suconet-K1

AS-Interface (AS-i) **RMQ-M1C-ASI**

Einbaustelle Mounting location Emplacement	Frontelement Front element Tête de commande	+ Tastenplatte/Linse Button plate/lens Etiquette/Verrine	Schildträger Label mount Plastron	+ Einlegeschild Insert plate Etiquette	Funktionselement/Kontaktkonfiguration Anordnung nach EN 50013 Function component/Contact configuration to EN 50013 Bloc de fonction/Disposition des contacts selon EN 50013
A	...mm/		...mm/		
B	...mm/		...mm/		
C	...mm/		...mm/		
D	...mm/		...mm/		
E	...mm/		...mm/		
F	...mm/		...mm/		
G	...mm/		...mm/		
H	...mm/		...mm/		

RMQ-...ASI

Ein-, Ausgangskonfiguration
Input, Output configuration
Configuration d'entrée/sortie

I/Q-, ID-Code: 7.0
Slave-Adr. 0...31 (Default = 0):

data bit D0		I1 →		Q1 →
data bit D1	INPUT	I2 →		Q2 →
data bit D2		I3 →		Q3 →
data bit D3		I4 →		Q4 →
			OUTPUT	

IEC/EN 60447 USA/CANADA

M22(S)-B

03/04 F0315 FD © 2004 by Moeller GmbH



Bestellangaben für beliebige General-Hauptschlüsselanlagen, FO276
Ordering details for any general master key system, FO276
Commande d'installations à passe-partout général, FO276

Auftrags-Nr.: Order number:	Position: Position: Position :	Moeller Haus: Office: Bureau :	Bearbeiter: Contact: Employé :
Kunde: Customer: Client :	Kundenspez.-Nr.: Customer specific no.: N° client :		Datum: Date: Date :

Generalhauptschlüssel / General master key / Passe-partout général
Hauptschlüssel / Master key / Passe-partout

Neuanlage Initial purchase Nouvelle installation	<input type="checkbox"/>	Preis Price Prix											
		Anzahl Qty Qté											

Erweiterung Extension Extension	<input type="checkbox"/>	Schlüssel Key Clé											Σ (3):
		Typ Type Réf.	M22-ES-SA(*)-	M22-ES-SA(*)-	M22-ES-SA(*)-	M22-ES-SA(*)-	M22-ES-SA(*)-	M22-ES-SA(*)-	M22-ES-SA(*)-	M22-ES-SA(*)-	M22-ES-SA(*)-		

Pos.	Schloss inkl. 2 Schlüssel Lock inc. 2 keys Serrure avec 2 clés	Nr. No. N°	Anzahl Qty. Qté	Preis Price Prix	zusätzl. Schlüssel Additional key Clés supplémentaires M22-ES-SA(...)			Die obigen Schlüssel schließen. The above keys operate. Les clés ci-dessus actionnent.
					Anzahl Qty. Qté	Preis Price Prix		

		-SA(*)																		
		-SA(*)																		
		-SA(*)																		
		-SA(*)																		
		-SA(*)																		
		-SA(*)																		
		-SA(*)																		
		-SA(*)																		
		-SA(*)																		
		-SA(*)																		
		-SA(*)																		
		-SA(*)																		
		-SA(*)																		
		-SA(*)																		
		-SA(*)																		
		-SA(*)																		

		Σ (1), Σ (2):				Σ (1) + Σ (2) + Σ (3):	_____ EURO _____	Stück Pieces Pièces
--	--	---------------	--	--	--	------------------------	------------------	---------------------------

Moeller HPL0211-2004/2005

Master key systems

In master key systems, each individual lock has its own key (lock mechanism). However, there are superordinate keys that can operate all or a group of the locks included in the master key system.

The lock supplier issues a security certificate for each system. Subsequent orders of keys for it can only be supplied upon submission of the certificate.

8000 different lock mechanisms are available.

Stages in designing a master key system:

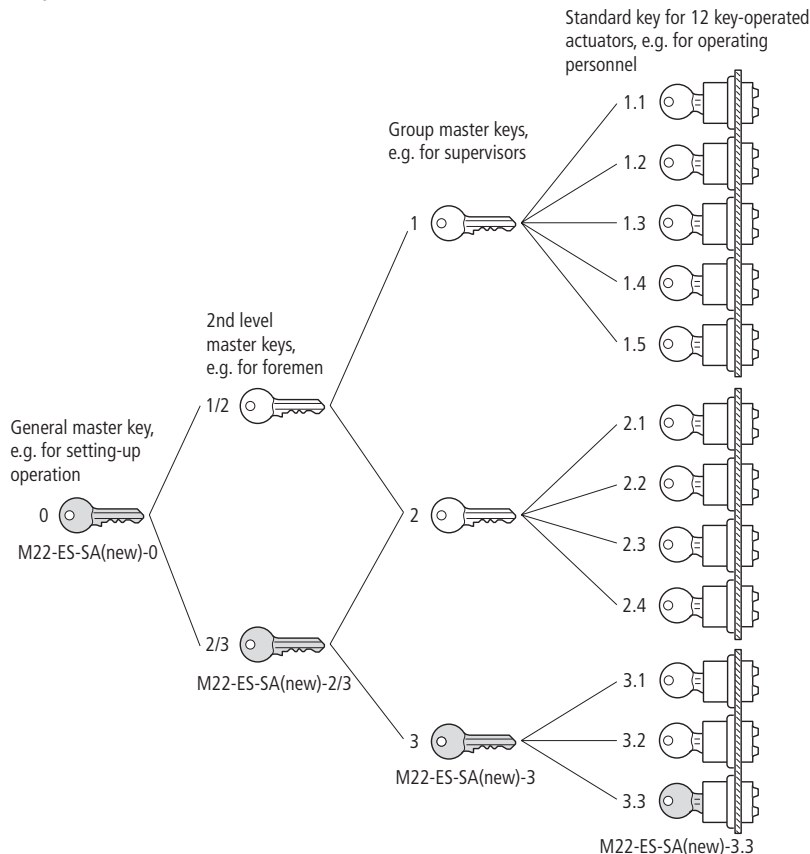
1. Decide the number of locks envisaged for the full system in its final stage.
2. Is each lock to have its own lock mechanism?
3. Which locks are to have the same lock mechanism?
4. A schematic of the system must be drawn.
5. A lock plan must be designed using FO276.

For subsequent orders:

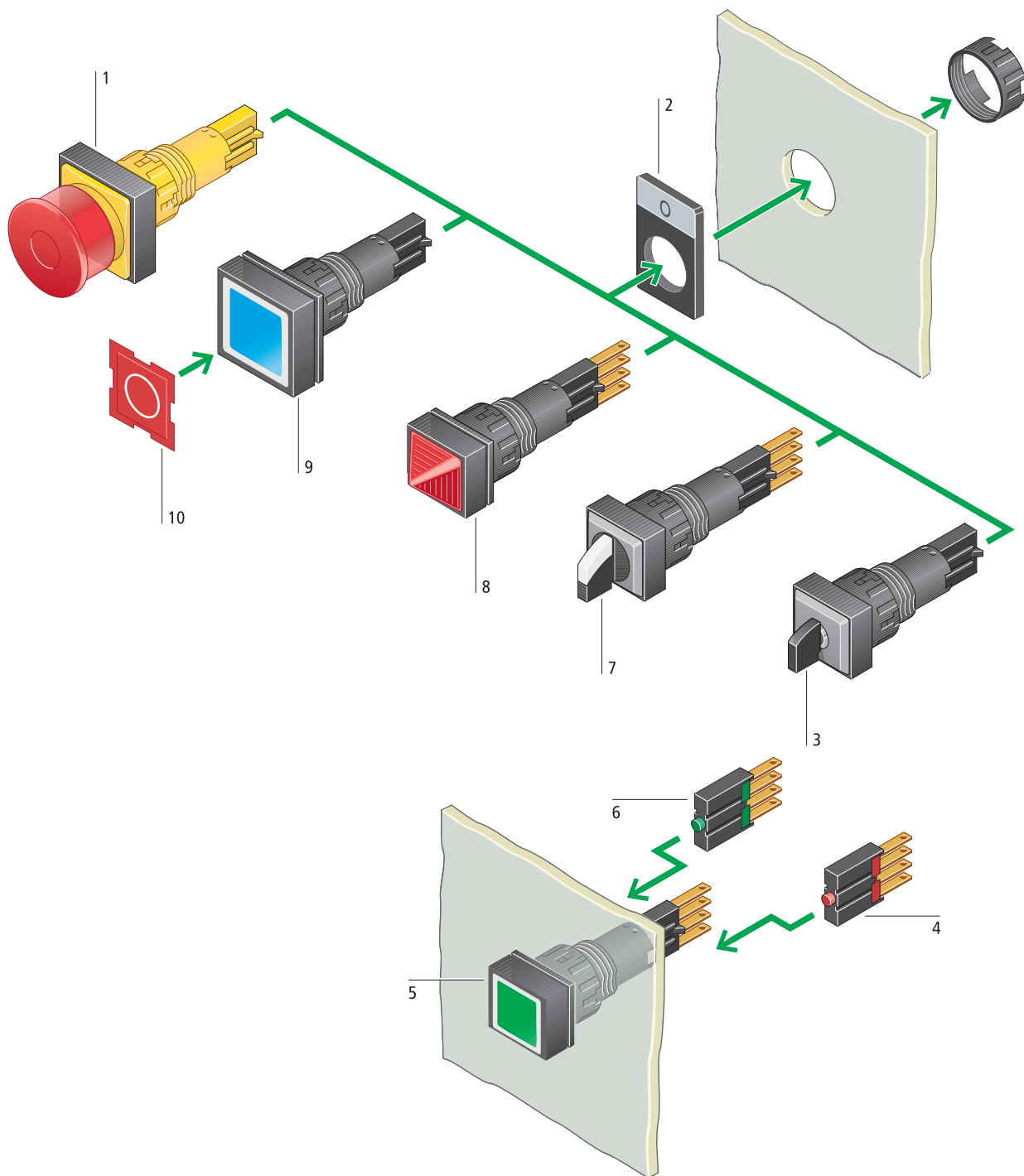
1. Submit security certificate to Moeller.
2. State key quantity and key (cylinder) number.

MOELLER		Bestellangaben für beliebige General-Hauptschlüsselanlagen, FO276 Ordering details for any general master key system, FO276 Commande d'installations à passe-partout général, FO276														
Auftrag-Nr.: Order number: N° de commande: 4315678	Position: Position: 5	Moeller Haus: Office: Moeller	Bearbeiter: Contact: Mefer													
Kunde: Customer: Client: Frau Müller	Kundenspez.-Nr.: Customer specific no.: 1234	Büreau: Branch: Electro GmbH Südsteier	Datum: Date: 02.03.2004													
Generalhauptschlüssel / General master key / Passe-partout général Hauptschlüssel / Master key / Passe-partout		Preis Price Anzahl Qty Qté														
Neuanlage Initial purchase Nouvelle installation	<input checked="" type="checkbox"/>	Schlüssel Key CN:														
Erweiterung Extension Extension	<input type="checkbox"/>	Typ Type Ref.														
Sicherheitsschein-Nr. Security log no. Certificat sécurité n		M22-ES-SA(*) M22-ES-SA(*) M22-ES-SA(*) M22-ES-SA(*) M22-ES-SA(*) M22-ES-SA(*)	Σ (B):													
Pos.	M22-... / M225-...	Nr. No. N	Anzahl Qty. Qté	Preis Price Prix	Anzahl Qty. Qté	Preis Price Prix	Die obigen Schlüssel schließen The above keys operate Les des ci-dessus actionnent									
1	M22-WS -SA(*)	101	1	€€	2	€€	X	X	X	X	X	X				
2	M22-WS -SA(*)	102	1	€€			X	X	X	X	X	X				
3	M22-WS -SA(*)	103	1	€€			X	X	X	X	X	X				
4	M22-WS -SA(*)	104	1	€€	1	€€	X	X	X	X	X	X				
5	M22-WS -SA(*)	105	1	€€			X	X	X	X	X	X				
6	M22-WRS -SA(*)	201	1	€€			X	X	X	X	X	X				
7	M22-WRS -SA(*)	202	1	€€			X	X	X	X	X	X				
8	M22-WRS -SA(*)	203	1	€€			X	X	X	X	X	X				
9	M22-WRS -SA(*)	204	1	€€			X	X	X	X	X	X				
10	M22-WS-S3 -SA(*)	301	1	€€	1	€€	X	X	X	X	X	X				
11	M22-WRS-S3-SA(*)	302	1	€€			X	X	X	X	X	X				
12	M22-WRS-S3-SA(*)	303	1	€€			X	X	X	X	X	X				
	-SA(*)															
	-SA(*)															
	-SA(*)															
	-SA(*)															
	-SA(*)															
	-SA(*)															
	-SA(*)															
	-SA(*)															
	-SA(*)															
Σ (1), Σ (2):						Σ (1) + Σ (2) + Σ (3):						Stück Pieces Pièces				



Example:



03/04 FO276/01 © 2004 by Moeller GmbH



Moeller HPL0211-2004/2005


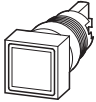

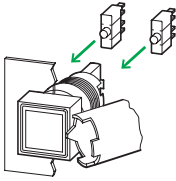















<p>Emergency-Stop actuators 1</p> <p>Tamper-proof according to ISO 13850/EN 418</p> <p>Illuminated and non-illuminated</p> <p>Legend plates with and without inscription</p> <div style="display: flex; justify-content: space-around; align-items: center;">   </div> <p>→ 2/57</p>	<p>Break contact element (red) 4</p> <p>With blade terminal</p> <p>Universal contacts suitable for use with electronic devices</p> <p>Positive opening safety function according to IEC/EN 60947-5-1</p> <p>→ 2/51</p>	<p>Indicator lights 8</p> <p>Flush and conical versions</p> <p>Built-in lamp socket</p> <p>For filament bulbs and LEDs</p> <p>Colours: white, green, red, yellow, blue</p> <p>→ 2/56</p>
<p>Label mounts 2</p> <p>For insert plates</p> <p>Colour: light grey, black, yellow</p> <p>Insert plates with and without inscription</p> <p>→ 2/62</p>	<p>Illuminated pushbuttons 5</p> <p>Spring-return and stay-put</p> <p>Replaceable insert plates</p> <p>Colour: white, green, red, yellow, blue</p> <p>→ 2/51</p>	<p>Pushbutton actuators 9</p> <p>Spring-return and stay-put</p> <p>Replaceable button plates</p> <p>Colours: white, green, red, yellow, blue, black</p> <p>→ 2/50</p>
<p>Key-operated actuators 3</p> <p>2 and 3 positions</p> <p>Switching angle 45°</p> <p>Spring-return and stay-put</p> <p>Various lock mechanisms</p> <p>→ 2/52</p>	<p>Make contact element (green) 6</p> <p>With blade terminal</p> <p>Universal contacts suitable for use with electronic devices</p> <p>→ 2/51</p>	<p>Button plates/Insert plates 10</p> <p>Wear-resistant button plates for pushbutton actuators</p> <p>Transparent insert plates for illuminated pushbutton actuators and indicator lights</p> <p>With and without inscription</p> <p>With standard texts and symbols</p> <p>→ 2/58</p>
	<p>Selector switch actuators 7</p> <p>2 and 3 positions</p> <p>Switching angle 45°</p> <p>Spring-return and stay-put</p> <p>Illuminated selector switch actuators with built-in lamp sockets</p> <p>Colours: white, green, red</p> <p>→ 2/52</p>	






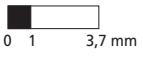

Product features



- Front dimension and minimum grid dimensions 18 × 18 mm or 25 × 25 mm
- Mounting diameter 16.2 mm to EN 50007
- Degree of protection IP65
- For switching differing potentials
- Suitable for use with electronic devices to IEC/EN 61131-2
- Technical data to IEC/EN 60947-5-1
- Approved throughout the world





		 Square style Front dimensions		Price See Price List	Std. pack	Notes
Colour of button plate		18 × 18 mm Type Article no.	25 × 25 mm Type Article no.			
Pushbutton actuators, IP65						
Spring-return 		Q18D-11 086332	Q25D-11 090471		10 off	 Accessories Assembly aids and accessories Page → 2/64
		Q18D-10 086299	Q25D-10 090421			
		Q18D-20 054041	Q25D-20 054038			
		Q18D-19 054040	Q25D-19 054039			
		Q18D-SW 086788	Q25D-SW 087230			
		Q18D-WS 086752	Q25D-WS 086808			
		Q18D-GN 086450	Q25D-GN 086409			
		Q18D-RT 086713	Q25D-RT 086444			
		Q18D-GE 086417	Q25D-GE 086343			
		Q18D-BL 086384	Q25D-BL 086328			
	Without	Q18D-X 093623	Q25D-X 093624			
Stay-put						
		Q18DR-SW 086269	Q25DR-SW 088739		10 off	
		Q18DR-WS 086243	Q25DR-WS 088701			
		Q18DR-GN 086176	Q25DR-GN 088531			
		Q18DR-RT 086209	Q25DR-RT 088627			
		Q18DR-GE 090482	Q25DR-GE 088404			
		Q18DR-BL 090241	Q25DR-BL 088110			
	Without	Q18DR-X 093625	Q25DR-X 093626			

Contacts M = Make, B = Break ⊕ = Positive opening safety function to IEC/EN 60947-5-1		Circuit symbol ¹⁾	Circuit symbol	Colour	Type Article no.	Price See Price List	Std. pack
Contact elements							
Admissible operating voltage: 5 – 250 V							
	1 M				E10 090351		50 off
	1 B ⊕				E01 090401		50 off

Notes ¹⁾ The graphic symbol has the following meaning:
 x = Sequence number on front element
 y = Function number on contact element

Moeller HPL0211-2004/2005

		Square style Front dimensions				
		18 × 18 mm	25 × 25 mm			
Lens		Type Article no.	Type Article no.	Price See Price List	Std. pack	Notes
Illuminated pushbuttons, IP65						
Spring-return Without filament bulb 		Q18LT-WS 089202	Q25LT-WS 086262		10 off	 Accessories Assembly aids and accessories Page → 2/64
		Q18LT-GN 089067	Q25LT-GN 086206			
		Q18LT-RT 089776	Q25LT-RT 086238			
		Q18LT-GE 088808	Q25LT-GE 086173			
		Q18LT-BL 088764	Q25LT-BL 090479			
With filament bulb, 24 V		Q18LT-WS/WB 088561	Q25LT-WS/WB 090226		10 off	
		Q18LT-GN/WB 088509	Q25LT-GN/WB 089190			
		Q18LT-RT/WB 088537	Q25LT-RT/WB 089998			
		Q18LT-GE/WB 088449	Q25LT-GE/WB 089137			
		Q18LT-BL/WB 088338	Q25LT-BL/WB 089102			
Stay-put Without filament		Q18LTR-WS 088123	Q25LTR-WS 087232		10 off	
		Q18LTR-GN 087831	Q25LTR-GN 086812			
		Q18LTR-RT 087918	Q25LTR-RT 086840			
		Q18LTR-GE 087764	Q25LTR-GE 086784			
		Q18LTR-BL 086813	Q25LTR-BL 086739			
With filament bulb, 24 V		Q18LTR-WS/WB 086708	Q25LTR-WS/WB 086447		10 off	
		Q18LTR-GN/WB 086413	Q25LTR-GN/WB 086380			
		Q18LTR-RT/WB 086448	Q25LTR-RT/WB 086412			
		Q18LTR-GE/WB 086382	Q25LTR-GE/WB 086346			
		Q18LTR-BL/WB 086348	Q25LTR-BL/WB 086330			



	Contacts	Circuit symbol ¹⁾	Circuit symbol	Colour	Type Article no.	Price See Price List	Std. pack
Admissible operating voltage: 5 – 250 V							
	1 M				E10 090351		50 off
	1 B ⊕				E01 090401		50 off

Notes ¹⁾ The graphic symbol has the following meaning:

$\begin{matrix} |_{xy} \\ \backslash_{xy} \end{matrix}$ x = Sequence number on front element
 y = Function number on contact element



		Function:	Key withdrawable in position	Colour	Type Article no.	Type Article no.	Price See Price List	Std. pack	Notes	
		↳ = Stay-put								
		↳ = Spring-return								
Selector switch actuators, 2 positions, IP65										
With VS anti-rotation feature										
	↳	45°	-	-	○	Q18WK1 036515	Q25WK1 036599	5 off	<p>Accessories Page Assembly aids and accessories → 2/64</p>	
	↳	45°	-	-	○	Q18WK1R 036598	Q25WK1R 036600	5 off		
Key-operated actuators, 2 positions, IP65										
With 1 key and VS anti-rotation feature										
	↳	45°	0	-	●	Q18S1 038806	Q25S1 038773	5 off		
	↳	45°	0	I	●	Q18S1R 038805	Q25S1R 038772			
	↳	45°	0	-	●	Q18S1R-A1 072312	Q25S1R-A1 072376			
Other individual lock mechanisms (each colour corresponds to a specific lock mechanism)	↳	45°	0	-	●	Q18S1-GN 062148	Q25S1-GN 062150			
	↳	45°	0	I	●	Q18S1R-GN 062151	Q25S1R-GN 062108			
	↳	45°	0	-	●	Q18S1-RT 046841	Q25S1-RT 046843			
	↳	45°	0	I	●	Q18S1R-RT 046837	Q25S1R-RT 046839			
	↳	45°	0	-	○	Q18S1-WS 046849	Q25S1-WS 046851			
	↳	45°	0	I	○	Q18S1R-WS 046845	Q25S1R-WS 046847			
	↳	45°	0	-	●	Q18S1-BL 045959	Q25S1-BL 046835			
	↳	45°	0	I	●	Q18S1R-BL 062814	Q25S1R-BL 045502			

		Contacts	Circuit symbol ¹⁾	Circuit symbol	Colour	Type Article no.	Price See Price List	Std. pack
		M = Make, B = Break ⊕ = Positive opening safety function to IEC/EN 60947-5-1						
Contact elements								
Admissible operating voltage: 5 – 250 V								
	1 M				●	E10 090351		50 off
	1 B ⊕				●	E01 090401		50 off

Notes ¹⁾ The graphic symbol has the following meaning:

 x = Sequence number on front element
 y = Function number on contact element

Moeller HPL0211-2004/2005

				Square style Front dimensions										
				18 × 18 mm		25 × 25 mm								
Function:	Key withdrawable in position	Colour	Type Article no.	Type Article no.	Price See Price List	Std. pack	Notes							
= Stay-put = Spring-return														
Selector switch actuators, 3 positions, IP65														
With VS anti-rotation feature														
	45°		45°	-	-	-	○	Q18WK3 072308	Q25WK3 072372		5 off			
	45°		45°	-	-	-	○	Q18WK3R 072309	Q25WK3R 072373					
	45°		45°	-	-	-	○	Q18WK3R1 072310	Q25WK3R1 072374					
	45°		45°	-	-	-	○	Q18WK3R2 072311	Q25WK3R2 072375					
Key-operated actuators, 3 positions, IP65														
With VS anti-rotation feature														
	45°		45°	-	0	-	●	Q18S3 072313	Q25S3 072377		5 off	Accessories Assembly aids and accessories Page → 2/64		
	45°		45°	I	0	II	●	Q18S3R 072314	Q25S3R 072378					
	45°		45°	-	0	-	●	Q18S3R-A1 072315	Q25S3R-A1 072379					
	45°		45°	I	0	-	●	Q18S3R-A2 072316	Q25S3R-A2 072380					
	45°		45°	-	0	II	●	Q18S3R-A3 072317	Q25S3R-A3 072381					
	45°		45°	I	0	-	●	Q18S3R-A4 072318	Q25S3R-A4 072382					
	45°		45°	-	0	-	●	Q18S3R-A5 072319	Q25S3R-A5 072383					
	45°		45°	-	0	II	●	Q18S3R-A6 072320	Q25S3R-A6 072384					
	45°		45°	-	0	-	●	Q18S3R-A7 072321	Q25S3R-A7 072385					
	Additional individual lock mechanisms (each colour corresponds to a specific lock mechanism)	45°		45°	-	0	-	●	Q18S3-GN 062149	Q25S3-GN 062153				
45°			45°	I	0	II	●	Q18S3R-GN 062152	Q25S3R-GN 062147					
45°			45°	-	0	-	●	Q18S3-RT 046842	Q25S3-RT 046844					
45°			45°	I	0	II	●	Q18S3R-RT 046838	Q25S3R-RT 046840					
45°			45°	-	0	-	○	Q18S3-WS 046850	Q25S3-WS 046852					
45°			45°	I	0	II	○	Q18S3R-WS 046846	Q25S3R-WS 046848					
45°			45°	-	0	-	●	Q18S3-BL 046368	Q25S3-BL 046836					
45°			45°	I	0	II	●	Q18S3R-BL 064430	Q25S3R-BL 045646					

				Circuit symbol ¹⁾		Circuit symbol		Colour		Type Article no.		Price See Price List		Std. pack	
Contacts M = Make, B = Break ⊕ = Positive opening safety function to IEC/EN 60947-5-1															
Contact elements															
Admissible operating voltage: 5 – 250 V															
	1 M				0	2,2	3,7 mm	●	E10 090351		50 off				
	1 B ⊕				0	1	3,7 mm	●	E01 090401		50 off				

Notes 1) The graphic symbol has the following meaning:
 x = Sequence number on front element
 y = Function number on contact element

Control Circuit Devices
RMQ16



2/54 Illuminated Selector Switch Actuators Without Filament Bulb

2 Positions, 3 Positions

Moeller HPL0211-2004/2005

Control Circuit Devices
RMQ16



Function:		Colour of thumb-grip	Square style Front dimensions		Type Article no.	Type Article no.	Price See Price List	Std. pack	Notes
↳ = Stay-put	↳ = Spring-return		18 × 18 mm	25 × 25 mm					
Illuminated selector switch actuators, 2 positions, IP65									
With VS anti-rotation feature Without filament bulb									
	-	↳	45°	○	Q18LWK1-WS 040349	Q25LWK1-WS 040658		5 off	
	-	↳	45°	●	Q18LWK1-RT 039337	Q25LWK1-RT 040657			
	-	↳	45°	●	Q18LWK1-GN 039336	Q25LWK1-GN 040656			
	-	↳	45°	○	Q18LWK1R-WS 040376	Q25LWK1R-WS 040661			
	-	↳	45°	●	Q18LWK1R-RT 040351	Q25LWK1R-RT 040660			
	-	↳	45°	●	Q18LWK1R-GN 040350	Q25LWK1R-GN 040659			
Illuminated selector switch actuators, 3 positions, IP65									
With VS anti-rotation feature Without filament bulb									
	45°	↕	45°	○	Q18LWK3-WS 072322	Q25LWK3-WS 072358		5 off	Accessories Assembly aids and accessories Page → 2/64
	45°	↕	45°	●	Q18LWK3-RT 072323	Q25LWK3-RT 072359			
	45°	↕	45°	●	Q18LWK3-GN 072324	Q25LWK3-GN 072360			
	45°	↕	45°	○	Q18LWK3R-WS 072325	Q25LWK3R-WS 072361			
	45°	↕	45°	●	Q18LWK3R-RT 072326	Q25LWK3R-RT 072362			
	45°	↕	45°	●	Q18LWK3R-GN 072327	Q25LWK3R-GN 072363			
	45°	↕	45°	○	Q18LWK3R1-WS 072328	Q25LWK3R1-WS 072364			
	45°	↕	45°	●	Q18LWK3R1-RT 072329	Q25LWK3R1-RT 072365			
	45°	↕	45°	●	Q18LWK3R1-GN 072330	Q25LWK3R1-GN 072366			
	45°	↕	45°	○	Q18LWK3R2-WS 072331	Q25LWK3R2-WS 072367			
	45°	↕	45°	●	Q18LWK3R2-RT 072332	Q25LWK3R2-RT 072368			
	45°	↕	45°	●	Q18LWK3R2-GN 072333	Q25LWK3R2-GN 072369			

Contacts M = Make, B = Break ⊕ = Positive opening safety function to IEC/EN 60947-5-1	Circuit symbol ¹⁾	Circuit symbol	Colour	Type Article no.	Price See Price List	Std. pack
Contact elements Admissible operating voltage: 5 – 250 V						
1 M			●	E10 090351		50 off
1 B ⊕			●	E01 090401		50 off

Notes 1) The graphic symbol has the following meaning:

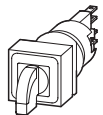
↳ x = Sequence number on front element
↳ y = Function number on contact element

Moeller HPL0211-2004/2005

			Square style Front dimensions				
			18 × 18 mm	25 × 25 mm			
Function: ↙ = Stay-put ↘ = Spring-return	Colour of thumb-grip		Type Article no.	Type Article no.	Price See Price List	Std. pack	Notes

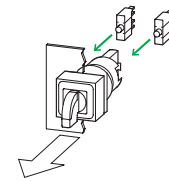
Illuminated selector switch actuators, 2 positions, IP65

With VS anti-rotation feature
With filament bulb, 24 V



-	↘	45°	○	Q18LWK1-WS/WB 038978	Q25LWK1-WS/WB 040379
-	↘	45°	●	Q18LWK1-RT/WB 038930	Q25LWK1-RT/WB 040378
-	↘	45°	●	Q18LWK1-GN/WB 038883	Q25LWK1-GN/WB 040377
-	↙	45°	○	Q18LWK1R-WS/WB 039335	Q25LWK1R-WS/WB 040476
-	↙	45°	●	Q18LWK1R-RT/WB 039248	Q25LWK1R-RT/WB 040381
-	↙	45°	●	Q18LWK1R-GN/WB 039247	Q25LWK1R-GN/WB 040380

5 off



Accessories

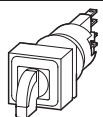
Assembly aids and accessories

Page

→ 2/64

Illuminated selector switch actuators, 3 positions, IP65

With VS anti-rotation feature
With filament bulb, 24 V



45°	↕	45°	○	Q18LWK3-WS/WB 072334	Q25LWK3-WS/WB 072346
45°	↕	45°	●	Q18LWK3-RT/WB 072335	Q25LWK3-RT/WB 072347
45°	↕	45°	●	Q18LWK3-GN/WB 072336	Q25LWK3-GN/WB 072348
45°	↘	45°	○	Q18LWK3R-WS/WB 072337	Q25LWK3R-WS/WB 072349
45°	↘	45°	●	Q18LWK3R-RT/WB 072338	Q25LWK3R-RT/WB 072350
45°	↘	45°	●	Q18LWK3R-GN/WB 072339	Q25LWK3R-GN/WB 072351
45°	↘	45°	○	Q18LWK3R1-WS/WB 072340	Q25LWK3R1-WS/WB 072352
45°	↘	45°	●	Q18LWK3R1-RT/WB 072341	Q25LWK3R1-RT/WB 072353
45°	↘	45°	●	Q18LWK3R1-GN/WB 072342	Q25LWK3R1-GN/WB 072354
45°	↕	45°	○	Q18LWK3R2-WS/WB 072343	Q25LWK3R2-WS/WB 072355
45°	↕	45°	●	Q18LWK3R2-RT/WB 072344	Q25LWK3R2-RT/WB 072356
45°	↕	45°	●	Q18LWK3R2-GN/WB 072345	Q25LWK3R2-GN/WB 072357

5 off

Contacts M = Make, B = Break ⊕ = Positive opening safety function to IEC/EN 60947-5-1	Circuit symbol ¹⁾	Circuit symbol	Colour		Type Article no.	Price See Price List	Std. pack
---	------------------------------	----------------	--------	--	----------------------------	--------------------------------	-----------

Contact elements

Admissible operating voltage: 5 – 250 V



1 M					E10 090351		50 off
1 B ⊕					E01 090401		50 off

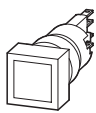





















Notes

¹⁾ The graphic symbol has the following meaning:



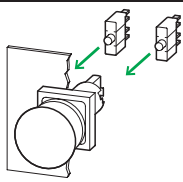


$\begin{matrix} |_{xy} \\ \diagdown \\ |_{xy} \end{matrix}$ x = Sequence number on front element
 $\begin{matrix} |_{xy} \\ \diagup \\ |_{xy} \end{matrix}$ y = Function number on contact element










Lens		Square style Front dimensions		Price See Price List	Std. pack
		18 × 18 mm Type Article no.	25 × 25 mm Type Article no.		
Indicator lights, IP65					
Flush					
Without filament bulb					
		Q18LF-WS 088406	Q25LF-WS 090228		10 off
		Q18LF-GN 088337	Q25LF-GN 090000		
		Q18LF-RT 088387	Q25LF-RT 090198		
		Q18LF-GE 088303	Q25LF-GE 089252		
		Q18LF-BL 088270	Q25LF-BL 089229		
With filament bulb, 24 V					
		Q18LF-WS/WB 088059	Q25LF-WS/WB 089151		10 off
		Q18LF-GN/WB 087947	Q25LF-GN/WB 088828		
		Q18LF-RT/WB 088001	Q25LF-RT/WB 089104		
		Q18LF-GE/WB 087915	Q25LF-GE/WB 088798		
		Q18LF-BL/WB 087860	Q25LF-BL/WB 088761		
Conical					
Without filament bulb					
		Q18LH-WS 088705	Q25LH-WS 086263		10 off
		Q18LH-GN 088629	Q25LH-GN 086207		
		Q18LH-RT 088655	Q25LH-RT 086241		
		Q18LH-GE 088585	Q25LH-GE 090481		
		Q18LH-BL 088560	Q25LH-BL 090428		
With filament bulb, 24 V					
		Q18LH-WS/WB 088535	Q25LH-WS/WB 090405		10 off
		Q18LH-GN/WB 088483	Q25LH-GN/WB 090312		
		Q18LH-RT/WB 088507	Q25LH-RT/WB 090354		
		Q18LH-GE/WB 088448	Q25LH-GE/WB 090285		
		Q18LH-BL/WB 088424	Q25LH-BL/WB 090240		

Moeller HPL0211-2004/2005

	Form	Colour, mushroom, label	Type Article no.	Price See Price List	Std. pack	Notes
<p>Emergency-Stop actuators, IP65</p> <p>Tamper-proof according to ISO 13850, EN 418 Button remains in pushed position; release by pulling</p>						
<div style="display: flex; justify-content: space-between;"> <div style="text-align: center;">  </div> <div style="text-align: center;">  </div> </div>						
Non-illuminated	-	●	Q25PV 072370		5 off	 <p>Accessories Page Assembly aids and accessories → 2/64</p>
Illuminated With built-in multiple LED, 24 V DC, $I_e = 15$ mA Positive pole at X1 No bulb replacement required.	-	●	Q25LPV 072371		2 off	
NOT-STOPP		●	Q25PV-S 257063		5 off	
		●	Q25LPV-S 257064		5 off	
<p>Emergency-Stop labels, IP65</p>						
Yellow, black lettering NOT-AUS EMERGENCY-STOP ARRET D'URGENCE EMERGENZA	Square 50 × 50 mm	■	SQT1 058874		5 off	
 	Round, 60 mm	●	SRT1 058873		5 off	
Blank Not suitable for engraving	Square 50 × 50 mm	■	SQ-GE 063263		5 off	
	Round, 60 mm	●	SR-GE 063264		5 off	

	Contacts	Circuit symbol ¹⁾	Circuit symbol	Colour	Type Article no.	Price See Price List	Std. pack
<p>Contact elements</p> <p>Admissible operating voltage: 5 – 250 V</p>							
	1 M			●	E10 090351		50 off
	1 B ⊕			●	E01 090401		50 off

Notes

¹⁾ The graphic symbol has the following meaning:

$\left. \begin{array}{l} |_{xy} \\ |_{xy} \end{array} \right\}$ x = Sequence number on front element
 $\left. \begin{array}{l} |_{xy} \\ |_{xy} \end{array} \right\}$ y = Function number on contact element





Inscription	Colour, symbol	Button plates For pushbutton actuators			Colour, symbol	Transparent insert plates For illuminated pushbutton actuators and indicator lights, flush			Std. pack ¹⁾
		18 × 18 mm Type Article no.	25 × 25 mm Type Article no.	Price See Price List		18 × 18 mm Type Article no.	25 × 25 mm Type Article no.	Price See Price List	
Marking plates									
-		01TQ18 086816	01TQ25 091121			01LQ18 090231	01LQ25 093180		20 off
-		02TQ18 086859	02TQ25 091149						
-		03TQ18 087766	03TQ25 091184						
-		04TQ18 087834	04TQ25 091442						
-		05TQ18 087867	05TQ25 091471						
-		06TQ18 087920	06TQ25 091506						
OFF		10TQ18 087951	10TQ25 091536			10LQ18 090243	10LQ25 093225		
STOP or OFF		19TQ18 054510	19TQ25 054508						
ON		11TQ18 088007	11TQ25 091562			11LQ18 090288	11LQ25 093242		
START or ON		20TQ18 054509	20TQ25 054507						
START or ON		21TQ18 088061	21TQ25 091586						
Direction of movement		32TQ18 088125	32TQ25 091618			32LQ18 090320	32LQ25 093264		
Direction of movement		36TQ18 088275	36TQ25 092592			36LQ18 090410	36LQ25 093330		
Voltage		34TQ18 095386	34TQ25 092563			34LQ18 090368	34LQ25 093307		
Increase		37TQ18 088315	37TQ25 092608			37LQ18 090434	37LQ25 093365		
Decrease		38TQ18 088340	38TQ25 092645			38LQ18 090488	38LQ25 093402		
Hand		40TQ18 088389	40TQ25 092709			40LQ18 086178	40LQ25 093462		
Automatic		41TQ18 088412	41TQ25 092774			41LQ18 086210	41LQ25 093528		
ON-OFF, spring-return		43TQ18 088426	43TQ25 092791			43LQ18 086246	43LQ25 090501		
Unlock		52TQ18 088452	52TQ25 092825			52LQ18 086366	52LQ25 090640		
Lock		53TQ18 088487	53TQ25 092874			53LQ18 086453	53LQ25 090676		

Notes

¹⁾ Minimum order quantity: 5 off

Moeller HPL0211-2004/2005

Inscription	Colour, symbol	Button plates For pushbutton actuators			Colour, symbol	Transparent insert plates For illuminated pushbutton actuators and indicator lights, flush			Std. pack ¹⁾
		18 × 18 mm Type Article no.	25 × 25 mm Type Article no.	Price See Price List		18 × 18 mm Type Article no.	25 × 25 mm Type Article no.	Price See Price List	
Marking plates									
Unclamp		54TQ18 088512	54TQ25 093013			54LQ18 086755	54LQ25 090706		20 off
Clamp		55TQ18 088545	55TQ25 093032			55LQ18 086817	55LQ25 090737		
Liquid START			921TQ25 047426						
Liquid STOP		63TQ18 088566	63TQ25 093060			63LQ18 086861	63LQ25 090776		
Klaxon		66TQ18 088590	66TQ25 093092			66LQ18 087800	66LQ25 090799		
Spindle START			811TQ25 053898						
Spindle STOP			814TQ25 047425						
ON-OFF, stay-put		899TQ18 089232	899TQ25 093063			899LQ18 091008	899LQ25 093184		
Direction of movement		911TQ18 089778	911TQ25 093100			911LQ18 091045	911LQ25 093202		
Direction of movement		912TQ18 090181	912TQ25 093135			912LQ18 091088	912LQ25 093228		
Fault						920LQ18 062106	920LQ25 062107		
-		80TQ18 088631	80TQ25 093134			80LQ18 087840	80LQ25 090825		
-		81TQ18 088663	81TQ25 093158			81LQ18 087868	81LQ25 090854		
-		82TQ18 088715	82TQ25 093178			82LQ18 088343	82LQ25 090869		
-		83TQ18 088744	83TQ25 093197			83LQ18 088517	83LQ25 090884		
-		84TQ18 088766	84TQ25 093224			84LQ18 088547	84LQ25 090916		
-		85TQ18 088811	85TQ25 093241			85LQ18 088567	85LQ25 090937		
-		86TQ18 089069	86TQ25 093257			86LQ18 088593	86LQ25 090952		
-		87TQ18 089107	87TQ25 093288			87LQ18 088664	87LQ25 090990		
-		88TQ18 089165	88TQ25 093305			88LQ18 088721	88LQ25 091021		
-		89TQ18 089205	89TQ25 093329			89LQ18 088746	89LQ25 091048		

Notes

¹⁾ Minimum order quantity: 5 off





























Inscription	Colour, symbol	Button plates For pushbutton actuators			Colour, symbol	Transparent insert plates For illuminated pushbutton actuators and indicator lights, flush			Std. pack ¹⁾
		18 × 18 mm Type Article no.	25 × 25 mm Type Article no.	Price See Price List		18 × 18 mm Type Article no.	25 × 25 mm Type Article no.	Price See Price List	
Marking plates									
STOP			110TQ25 093363			110LQ18 088773	110LQ25 091091		20 off
STOP			112TQ25 063748						
ARRET			310TQ25 091446						
START			111TQ25 093399			111LQ18 088813	111LQ25 091126		
START			122TQ25 063746						
MARCHE			311TQ25 091475				311LQ25 093017		
AUS			117TQ25 093434			117LQ18 089073	117LQ25 091154		
AUS			113TQ25 063749						
OFF			217TQ25 090911			217LQ18 090498	217LQ25 092569		
ARRET			317TQ25 091508			310LQ18 090851	310LQ25 092876		
EIN			121TQ25 093461			121LQ18 089173	121LQ25 091188		
EIN			123TQ25 063747						
ON			221TQ25 090934			221LQ18 090524	221LQ25 092597		
MARCHE			321TQ25 091563			311LQ18 090865			
LINKS			134TQ25 093494			134LQ18 089234	134LQ25 091449		
LEFT			234TQ25 090987			234LQ18 090665	234LQ25 092611		
GAUCHE			334TQ25 092567			334LQ18 090882	334LQ25 093038		
RECHTS			135TQ25 093527			135LQ18 089877	135LQ25 091477		
RIGHT			235TQ25 091009			235LQ18 090699	235LQ25 092661		
DROITE			335TQ25 092594			335LQ18 090910	335LQ25 093072		

Notes

¹⁾ Minimum order quantity: 5 off

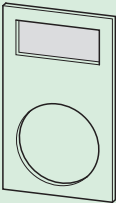



























Moeller HPL0211-2004/2005

Inscription	Colour, symbol	Button plates For pushbutton actuators			Colour, symbol	Transparent insert plates For illuminated pushbutton actuators and indicator lights, flush			Std. pack ¹⁾
		18 × 18 mm Type Article no.	25 × 25 mm Type Article no.	Price See Price List		18 × 18 mm Type Article no.	25 × 25 mm Type Article no.	Price See Price List	
Marking plates									
ZU			153TQ25 090632			153LQ18 090185	153LQ25 091510		20 off
CLOSE			253TQ25 091089			253LQ18 090731	253LQ25 092724		
FERME			353TQ25 092609			353LQ18 090933	353LQ25 093104		
AUF			172TQ25 090732			172LQ18 090206	172LQ25 091538		
UP			272TQ25 091124			272LQ18 090768	272LQ25 092778		
MONTEE			372TQ25 092711			372LQ18 090949	372LQ25 093139		
AB			173TQ25 090822			173LQ18 090247	173LQ25 091565		
DOWN			273TQ25 091152			273LQ18 090796	273LQ25 092794		
DESCENTE			373TQ25 092775			373LQ18 090983	373LQ25 093163		
RESET			287TQ25 091185			287LQ18 090820	287LQ25 092844		
VOR			190TQ25 090852			190LQ18 090291	190LQ25 091599		
ZURÜCK			191TQ25 090866			191LQ18 090496	191LQ25 091620		

Notes

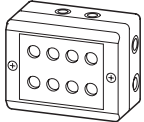
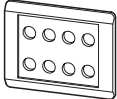
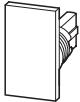
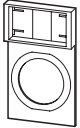
¹⁾ Minimum order quantity: 5 off



Inscription	Colour, symbol	Insert plate for Q25T...-X label mount Type Article no.	Price See Price List	Q25T... label mount with insert plate  Type Article no.	Price See Price List	Std. pack
Insert plates, label mounts						
10 × 22 mm, insert plates black, aluminium-coloured or yellow, inscription black						
-		015Q25 037986		Q25TS-01 046184		20 off Blank, black, can be engraved
-		025Q25 038074		Q25TS-02 046185		Blank, aluminium-coloured, can be engraved
-		055Q25 063201		Q25TGE-05 063259		Blank, yellow, not for engraving
AUS		117SQ25 038509		Q25TS-117 046194		-
OFF		217SQ25 038728		Q25TS-217 046195		-
EIN		121SQ25 038579		Q25TS-121 046196		-
ON		221SQ25 038765		Q25TS-221 046197		-
STOP		110SQ25 038507		Q25TS-110 046190		-
ARRET		310SQ25 038768		Q25TS-310 046191		-
START		111SQ25 038508		Q25TS-111 046192		-
MARCHE		311SQ25 038769		Q25TS-311 046193		-
Störung		150SQ25 038661		Q25TS-150 046198		-
FAULT		250SQ25 038766		Q25TS-250 046199		-
DÉFAUT		386SQ25 072302		Q25TS-386 072306		-
Betrieb		183SQ25 038727		Q25TS-183 046201		-
RUN		283SQ25 038767		Q25TS-283 046203		-
EN SERVICE		383SQ25 038771		Q25TS-383 046204		-
HAND 0 AUTO		197SQ25 072301		Q25TS-197 072305		-
MAN. 0 AUTO		397SQ25 072303		Q25TS-397 072307		-
NOT-AUS		199SQ25 063200		Q25TGE-199 063260		-
Emergency-Stop		299SQ25 063199		Q25TGE-299 063261		-
ARRET D'URGENCE		399SQ25 048638		Q25TGE-399 063262		-
-		105Q25 038268		Q25TS-10 046186		-
-		115Q25 038269		Q25TS-11 046187		-
-		325Q25 038270		Q25TS-32 046188		-
-		905Q25 038271		Q25TS-90 046189		-
-		935Q25 072300		Q25TS-93 072304		-

















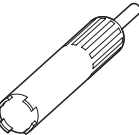






Moeller HPL0211-2004/2005

	Colour	Type Article no.	Price See Price List	Std. pack
Surface mounting enclosures, IP65¹⁾				
For conventional wiring or for mounting ILP1 printed circuit boards With plastic cover fixing screws Enclosure base: black (RAL 9005) 8 mounting locations Knockout cable entries Bottom: 4 × M20 Sides: 7 × M20				
	● RAL 7035	I8 046299		2 off
Flush mounting panel, IP65¹⁾				
For conventional wiring or for mounting ELP 1 printed circuit boards 8 mounting locations				
	● RAL 7035	E8 054423		1 off
	● RAL 9005	E8-SW 065212		1 off
Customised complete devices²⁾				
To order use FO315. (*) = Freely selectable customer identification or stock no.; max. 10 characters.				
	—	M16-COMBINATION-* 232189		1 off
Blanking plates, IP65				
For closing off of spare mounting locations in surface mounting enclosures or flush mounting panels in grid dimension 25 × 37.5 mm				
	● RAL 9005	Q25AS 036602		10 off
	● RAL 7035	Q25AGR 048641		
	● —	Q25AGE 048640		
Label mounts for insert plates³⁾				
For additional marking of mounting locations in surface mounting enclosures or flush mounting panels in grid dimension 25 × 37.5 mm				
	● RAL 9005	Q25TS-X 036601		20 off
	● RAL 7035	Q25TGR-X 063257		
	● —	Q25TGE-X 063258		

Notes

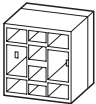










- ¹⁾ Unused locations must be closed off with blanking plates.
- ²⁾ For further information → Engineering
- ³⁾ Suitable insert plates → 2/62



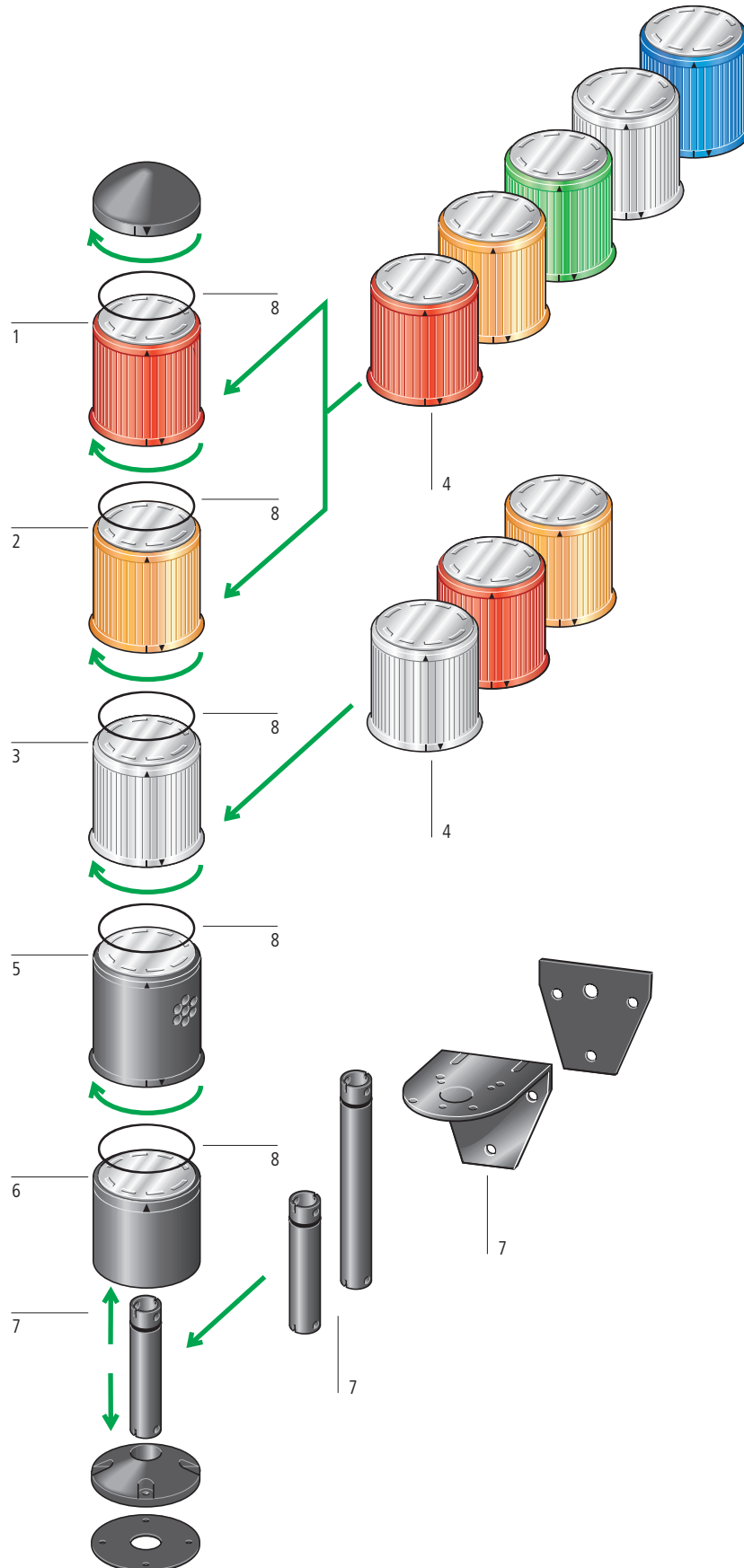
Style	Lifespan to EN 60064 at $T_a = +25^\circ\text{C}$ t_{mean} (AC) h	Colour	Type Article no.	Price See Price List	Std. pack
Filament bulbs: W 2 x 4.6 d					
 6 V/1.0 W	10000	–	WBGL6 090223		50 off
12 V/1.0 W	15000	–	WBGL12 089968		50 off
24 – 28 V/1.0 W	7000	–	WBGL24 089247		100 off
Multiple LEDs: W 2 x 4.6 d					
For AC/DC  6 V/45 mA	60000		WBLED-GE6 055711		10 off
			WBLED-GN6 055712		
			WBLED-RT6 055713		
12 V/24 mA			WBLED-GE12 055714		
			WBLED-GN12 055715		
			WBLED-RT12 055716		
Single-chip LED: W 2 x 4,6 d					
Positive pole connected to X1, Integral suppressor circuit up to 1000 V  18 – 30 V DC/7 – 12.5 mA	100000		LEDWB-Y 208724		10 off
			LEDWB-G 208725		
			LEDWB-R 208726		
			LEDWB-W 208728		
			LEDWB-B 208727		
Combination box spanner					
For lock nut with bulb extractor  –	–	–	R16-MS 090297		10 off
Insulated ferrule					
For fast-on connector 2.8 × 0.8 mm, push-on from the front $U_e > 50\text{ V AC}$, $U_e > 120\text{ V DC}$  –	–	–	ISH2,8 090267		100 off
Fast-on connector					
2.8 × 0.8 mm for conductor cross-section 0.5 – 1 mm ²  –	–	–	LT306.022.3 058863		100 off
Blanking plugs, IP65					
Degree of protection IP65 For closing off of spare mounting locations  For grid dimension 18 × 18 mm	–		Q18BS 037985		10 off
For grid dimension 25 × 25 mm	–		Q25BS 036976		10 off
Anti-rotation feature					
Guard ring as anti-rotation feature for all RMQ16 actuators  –	–	–	VS 046301		50 off



Moeller HPL0211-2004/2005

	For use with	Colour	Type Article no.	Price See Price List	Std. pack
PCB adapter					
For adaptation to printed circuit boards. Lamp sockets and contact elements can be fitted directly					
	-	-	PRA16 046302		20 off
Screw adapters, IP20					
Conductor cross-sections 1 × 1.5 mm ² , 2 × 0.75 mm ²					
	Break contact		SRA01 028101		20 off
	Make contact		SRA10 028100		
	Lamp socket		SRAL 028099		
Individual keys					
Standard lock mechanism, black, each colour corresponds to a specific lock mechanism					
	-		ES16 065190		10 off
	-		ES16-GN 030742		5 off
	-		ES16-RT 030741		
	-		ES16-WS 030743		
	-		ES16-BL 030744		





Moeller HPL0211-2004/2005

Continuous light	1
Easy to assemble with bayonet fitting	
Modules can be arranged in any order	
Degree of protection IP54	
Up to five levels can be actuated independently	
Operating mode: 100 % DF	
Without bulbs	
→ 2/69	

Flashing light	2
Easy to assemble with bayonet fitting	
Modules can be arranged in any order	
Degree of protection IP54	
Up to five levels can be actuated independently	
Operating mode: 100 % DF	
Without filament bulb	
Flashing frequency: approx. 1 Hz	
→ 2/69	

Strobe light	3
Easy to assemble with bayonet fitting	
Modules can be arranged in any order	
Degree of protection IP54	
Up to five levels can be actuated independently	
Operating mode: 100 % DF	
Flash power 1 Ws	
With flash tube	
Flashing frequency: approx. 1 Hz	
→ 2/70	

Caps	4
Colour: red, yellow, green, white, blue	
Fresnel grooves ensure even light distribution	
Acoustic indicator 5	
Easy to assemble with bayonet fitting	
Modules can be arranged in any order	
Degree of protection IP20	
Operating mode: 100 % DF	
Pulsed or continuous tone	
Sound pressure: about 90 dB at 60 cm	
Frequency: 2750 Hz	
→ 2/70	

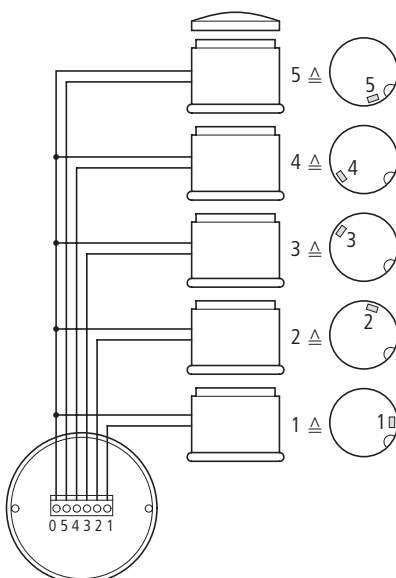
Base module	6
Easy to assemble with bayonet fitting	
Degree of protection IP54	
For floor mounting or in tubular column	
Terminal capacity: 6 × 1.5 mm ²	
With top cover	
→ 2/69	

Accessories	7
Spacer available in four lengths	
Filament bulbs, LEDs	
90° wall mounting bracket with market-standard four-hole fixing	
→ 2/71	
Gaskets	8
For increasing the degree of protection to IP65	
→ 2/71	

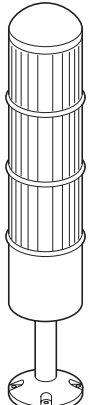

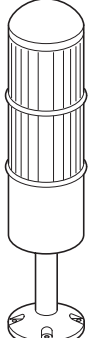



Product feature of SL

























- Individual programming by jumper: max. 5 modules and base module




















	Rated operational voltage U_e V	Modules Qty.	Colour	Type Article no.	Price See Price List	Std. pack
Complete units, IP54						
Base module with stand and 100 mm tube including filament bulbs Continuous light						
	24 V AC/DC	3		SL-100-L-RYG/24 205352		1 off
	24 V AC/DC	2		SL-100-L-RG/24 205354		1 off
Customised complete units						
To order use F0315. (*) = Freely selectable customer identification or stock no.; Maximum 10 characters						
-	-	-	-	SL-COMBINATION-* 229655		1 off

Moeller HPL0211-2004/2005

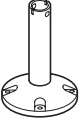















	Rated operational voltage U_e V	Colour	Type Article no.	Price See Price List	Std. pack	
Base modules						
Black, with cover						
	With screw terminals	–	SL-B 205311		1 off –	
	With Cage Clamp	–	SL-CB 218483		Cage Clamp is a registered trademark of Wago Kontakttechnik GmbH/Minden, Germany Base module (printed circuit board in base enclosure with 3 outputs): <ul style="list-style-type: none"> • Total power supply from AS-Interface (max. 250 mA) using 2-way screw terminal • Combination of 3 stacking modules with differing functions (continuous-, flashing-, strobe light and acoustic indication) • Status indication via LEDs • Order stacking modules separately 	
	With connection to AS-Interface	–	SL-B-ASI 222174			
Continuous light modules						
Without bulbs						
	–		SL-L-W 205312		1 off –	
	–		SL-L-R 205313		–	
	–		SL-L-G 205314		–	
	–		SL-L-Y 205315		–	
	–		SL-L-B 205316		–	
Flashing light modules						
Without bulbs, $f \approx 1$ Hz						
	24 V AC/DC (+10 %/–15 %)		SL-BL24-W 205317		1 off –	
			SL-BL24-R 205318			–
			SL-BL24-G 205319			–
			SL-BL24-Y 205320			–
			SL-BL24-B 205321			–
		110 – 130 V AC		SL-BL130-W 205322		
			SL-BL130-R 205323		–	
			SL-BL130-G 205324		–	
			SL-BL130-Y 205325		–	
			SL-BL130-B 205326		–	
	230 V AC			SL-BL230-W 205327		–
			SL-BL230-R 205328		–	
			SL-BL230-G 205329		–	
			SL-BL230-Y 205330		–	
			SL-BL230-B 205331		–	





		Rated operational voltage U_e V	Colour	Type Article no.	Price See Price List	Std. pack
Acoustic indicator modules						
	Continuous tone $f = 2750$ Hz At 60 cm distance 12 V: 77 dB 24 V: 83 dB 36 V: 90 dB	12 – 36 V AC/DC 8 – 12 mA		SL-A24 205341		1 off
	Continuous tone $f = 2750$ Hz At 60 cm distance 110 V: 72 dB 230 V: 78 dB	110 – 230 V AC/DC 4 – 8 mA		SL-A110-230 205342		
	Pulsed tone 5 Hz with $f = 2750$ Hz At 60 cm distance 12 V: 61 dB 24 V: 66 dB 36 V: 77 dB	12 – 36 V AC/DC 8 – 12 mA		SL-AP24 205343		
	Pulsed tone 5 Hz with $f = 2750$ Hz At 60 cm distance 110 V: 67 dB 230 V: 73 dB	110 – 230 V AC/DC 4 – 8 mA		SL-AP110-230 205344		
Strobe light module						
With flash tube, 1 Ws, $f \approx 1$ Hz						
	–	24 V AC/DC (+10 %/-15 %) I_{emax} : 190 mA		SL-FL24-W 205332		1 off
	–			SL-FL24-R 205333		
	–			SL-FL24-Y 205334		
	–	110 – 130 V AC I_{emax} : 31 mA		SL-FL130-W 205335		
	–			SL-FL130-R 205336		
	–			SL-FL130-Y 205337		
	–	230 V AC I_{emax} : 28 mA		SL-FL230-W 205338		
	–			SL-FL230-R 205339		
	–			SL-FL230-Y 205340		

Moeller HPL0211-2004/2005

		Lifespan to EN 60064 at $T_a = +25\text{ }^\circ\text{C}$	Rated operational voltage	Colour	Type Article no.	Price See Price List	Std. pack
		t_{mean} (AC) h	U_e V				
Accessories							
Stand with spacer							
	100 mm, plastic, black	–	–	–	SL-F100 205345		1 off
	100 mm, metal	–	–	–	SL-F100M 265359		
	250 mm, plastic, black	–	–	–	SL-F250 205346		
	250 mm, metal	–	–	–	SL-F250M 268925		
	400 mm, metal	–	–	–	SL-F400 215275		
	800 mm, metal	–	–	–	SL-F800 215276		
Fixing bracket 90°, for wall mounting							
	Metal	–	–	–	SL-FW 205347		1 off
Filament bulb BA 15d, 5 – 7 W							
	–	2000	24 V	–	SL-L24 205348		1 off
	–	5000	110 – 130 V	–	SL-L130 205349		
	–	5000	200 – 260 V	–	SL-L230 205350		
Multiple LED BA 15d, Integral suppressor circuit up to 1500 V							
	–	100000	110 – 230 V AC 9 – 17 mA		SL-LED-W 215278		1 off
	–				SL-LED-R 215279		
	–				SL-LED-G 215280		
	–				SL-LED-Y 215281		
	–				SL-LED-B 215282		
Multiple LED BA 15d							
	–	100000	110 – 230 V AC/DC 9 – 17 mA		SL-LED230-W 285532		1 off
	–				SL-LED230-R 285533		
	–				SL-LED230-G 285534		
	–				SL-LED230-Y 285535		
	–				SL-LED230-B 285536		
Set of gaskets For increasing the degree of protection to IP65 (not for the acoustic indicator) For 3 modules \triangle 4 off							
	–	–	–	–	SL-IP65 215277		1 off





			Contact elements	LED elements ¹⁾	Illuminated pushbutton actuators, Pushbutton actuators, Mushroom actuators, spring-return	Double pushbutton actuators	Selector switch actuators, Illuminated selector switch actuators
General technical data							
Standards			IEC/EN 60947 VDE 0660				
Lifespan, mechanical	Operations	× 10 ⁶	> 5	–	> 5	> 0.2	> 0.1
Operating frequency	Operations/h		≤ 3600	–	≤ 3600	≤ 3600	≤ 2000
Actuating force		n	≤ 5	–	≤ 5	≤ 5	–
Operating torque (screw terminals)		Nm	≤ 0.8	–	–	–	≤ 0.3
Degree of protection, IEC/EN 60529			See selection pages				
Climatic proofing ²⁾			Damp heat, constant, to IEC 60068-2-78 Damp heat, cyclical, to IEC 60068-2-30				
Ambient temperature ¹⁾							
Open		°C	-25/70	-25/70	-25/70	-25/70	-25/70
Mounting position			As required				
Mechanical shock resistance according to IEC 60068-2-27 Shock duration 11 ms, half-sinusoidal			g	> 30	> 30	> 30	> 30
Terminal capacity							
Solid		mm ²	0.75 – 2.5	0.75 – 2.5	–	–	–
Stranded		mm ²	0.5 – 2.5	0.5 – 2.5	–	–	–
Contacts							
Rated impulse withstand voltage	U_{imp}	V AC	6000	6000	–	–	–
Rated insulation voltage	U_i	V	500	500	–	–	–
Overvoltage category/pollution degree			III / 3	III / 3	–	–	–
Control circuit reliability							
At 24 V DC/5 mA	H_f	Fault probability	< 10 ⁻⁷ , < 1 fault in 10 ⁷ operations	–	–	–	–
At 5 V DC/1 mA	H_f	Fault probability	< 5 × 10 ⁻⁶ , < 1 fault in 5 × 10 ⁶ operations	–	–	–	–
Max. short-circuit protective device							
Fuseless		Type	PKZM0-10/FAZ-B6/1	–	–	–	–
Fuse	gG/gL	A	10	–	–	–	–
Switching capacity							
Rated operational current							
AC-15							
115 V	I_e	A	6	–	–	–	–
230 V	I_e	A	6	–	–	–	–
400 V	I_e	A	4	–	–	–	–
500 V	I_e	A	2	–	–	–	–
DC-13							
24 V	I_e	A	3	–	–	–	–
42 V	I_e	A	1.7	–	–	–	–
60 V	I_e	A	1.2	–	–	–	–
110 V	I_e	A	0.8	–	–	–	–
220 V	I_e	A	0.3	–	–	–	–
Lifespan, electrical							
AC-15							
230 V/0.5 A	Operations	× 10 ⁶	1.6	–	–	–	–
230 V/1.0 A	Operations	× 10 ⁶	1	–	–	–	–
230 V/3.0 A	Operations	× 10 ⁶	0.7	–	–	–	–
DC-13							
12 V/2.8 A	Operations	× 10 ⁶	1.2	–	–	–	–

Notes

¹⁾ > 200 V AC/60 Hz: -25/+55 °C
²⁾ Indoor and protected outdoor installation

Moeller HPL0211-2004/2005

			Key-operated actuators	Indicator lights Compact acoustic indicators, Compact indicator lights, Potentiometers	Illuminated pushbutton actuators, Pushbutton actuators Mushroom actuators, stay-put	Emergency-Stop actuators	4-way push-button	Joystick	4-way selector switch actuators
General technical data									
Standards			IEC/EN 60947 VDE 0660						
Lifespan, mechanical	Operations	× 10 ⁶	> 0.1	–	> 1	> 0.1	> 0.2	> 0.1	> 0.1
Operating frequency	Operations/h		≤ 100	–	≤ 1800	≤ 600	≤ 3600	≤ 2000	≤ 2000
Actuating force		n	–	–	≤ 5	≤ 50	≤ 5	≤ 5	–
Operating torque		Nm	≤ 0.5	–	–	–	–	–	≤ 0.3
Degree of protection, IEC/EN 60529			See selection pages						
Climatic proofing			Damp heat, constant, to IEC 60068-2-78 Damp heat, cyclical, to IEC 60068-2-30						
Ambient temperature									
Open		°C	-25/70	-25/70	-25/70	-25/70	-25/70	-25/70	-25/70
Mounting position			As required						
Mechanical shock resistance according to IEC 60068-2-27 Shock duration 11 ms, half-sinusoidal			g	> 30	> 30	> 30	> 50	> 30	> 30
Terminal capacity									
Solid		mm ²	–	0.5 – 1.5	–	–	–	–	–
Stranded		mm ²	–	0.5 – 1.5	–	–	–	–	–
Contacts									
Rated impulse withstand voltage	U_{imp}	V AC	–	4000	–	–	–	–	–
Rated insulation voltage	U_i	V	–	2500	–	–	–	–	–
Overvoltage category/pollution degree			–	III/3	–	–	–	–	–

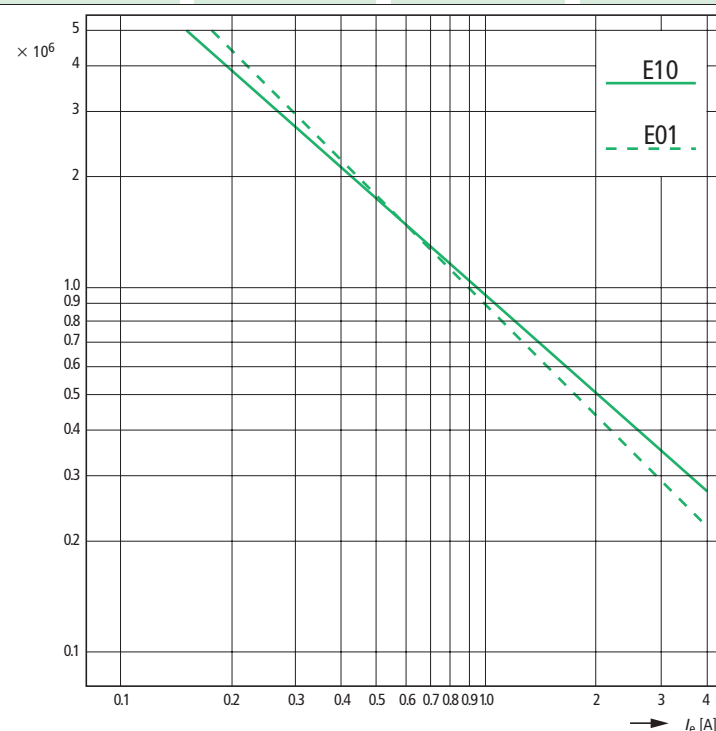
			FAK... foot and palm switches		FAK-R/V/KC11A/I
			Spring-return	Stay-put	Stay-put
General technical data					
Standards			IEC/EN 60947 VDE 0660		
Lifespan, mechanical	Operations	× 10 ⁶	> 1	> 0.1	> 0.1
Operating frequency	Operations/h		≤ 3600	≤ 600	≤ 600
Actuating force		n	≤ 40	≤ 60	≤ 25
Operating torque		Nm	–	–	–
Degree of protection, IEC/EN 60529			IP67, IP69K	IP67, IP69K	IP65
Climatic proofing			Damp heat, constant, to IEC 60068-2-78 Damp heat, cyclical, to IEC 60068-2-30		
Ambient temperature					
Open		°C	-25/40	-25/40	-25/70
Mounting position			As required	As required	As required
Mechanical shock resistance according to IEC 60068-2-27 Shock duration 11 ms, half-sinusoidal			g	> 15	> 15



Moeller HPL0211-2004/2005

			Contact elements ¹⁾	Illuminated pushbuttons (stay-put)	Illuminated selector switch actuators	Indicator lights
General technical data						
Standards			IEC/EN 60947, VDE 0660			
Lifespan, mechanical	Operations	× 10 ⁶	> 100	> 30	> 3	–
Operating frequency	Operations/h		≤ 3600	≤ 1800	≤ 1800	–
Actuating force		n	≤ 3	≤ 4	–	–
Operating torque		Nm	–	–	≤ 0.2	–
Degree of protection, IEC/EN 60529			IP20 with ISH2,8	IP65	IP65	IP65
Climatic proofing			Damp heat, constant, to IEC 60068-2-78, cyclical, to IEC 60068-2-30			
Ambient temperature						
Open		°C	-25/60	-25/60	-25/60	-25/60
Enclosed		°C	-25/40	-25/40	-25/40	-25/40
Mounting position			As required			
Mechanical shock resistance according to IEC 60068-2-27 Shock duration 11 ms, half-sinusoidal			g	> 40	> 40	> 40
Terminal capacity			mm ²	0.5 – 1.0	0.5 – 1.0	0.5 – 1.0
Blade terminals			2.8 × 0.8 mm to DIN 46244			
Fast-on connector			2.8 × 0.8 mm to DIN 46247 and IEC 60760			
Contacts						
Rated impulse withstand voltage	U_{imp}	V AC	4000	800	800	800
Rated insulation voltage	U_i	V	250	250	250	250
Overvoltage category/pollution degree			III/3	III/3	III/3	III/3
Rated operational voltage	U_e	V AC	250	24	24	24
Control circuit reliability						
At 24 V DC/5 mA	H_f	Fault probability	< 10 ⁻⁷ , < 1 fault in 10 ⁷ operations			–
At 5 V DC/1 mA	H_f	Fault probability	< 5 × 10 ⁻⁶ , < 1 fault in 5 × 10 ⁶ operations			–
Use of ISH2,8 insulated sleeve			On>24 V AC/DC recommended On>50 V AC or 120 V DC mandatory, also on unoccupied blade terminals			
Max. short-circuit protective device						
Fuseless		Type	FAZ-B6/1	–	–	–
Fuse	gG/gL	A	10	–	–	–

¹⁾ Lifespan, electrical AC-15 to IEC/EN 60947-5-1 at 230 V;
 I_e = rated operational current



Moeller HPL0211-2004/2005

Pushbutton actuators (stay-put)	Selector switch actuators	Key-operated actuators	Emergency-Stop actuators	Emergency-Stop actuators, illuminated
IEC/EN 60947, VDE 0660				
> 3	> 3	> 3	> 0.05	> 0.5
≤ 1800	≤ 1800	≤ 1800	≤ 600	≤ 600
≤ 4	–	–	≤ 25	≤ 25
–	≤ 0.2	≤ 0.4	–	–
IP65	IP65	IP65	IP65	IP65
Damp heat, constant, to IEC 60068-2-78, cyclical, to IEC 60068-2-30				
Ambient temperature				
-25/60	-25/60	-25/60	-25/60	-25/60
-25/40	-25/40	-25/40	-25/40	-25/40
As required				
> 40	> 40	> 40	> 40	> 40
0.5 – 1.0	0.5 – 1.0	0.5 – 1.0	0.5 – 1.0	0.5 – 1.0
2.8 × 0.8 mm to DIN 46244				
2.8 × 0.8 mm to DIN 46247 and IEC 60760				
800	800	800	800	800
250	250	250	250	250
III/3	III/3	III/3	III/3	III/3
24	24	24	24	24
< 10 ⁻⁷ , < 1 fault in 10 ⁷ operations				
< 5 × 10 ⁻⁶ , < 1 fault in 5 × 10 ⁶ operations				
On>24 V AC/DC recommended				On>24 V AC/DC recommended On>50 V AC or 120 V DC mandatory, also on unoccupied blade terminals
–	–	–	–	–
–	–	–	–	–

Control Circuit Devices
RMQ16

Control Circuit Devices
RMQ16



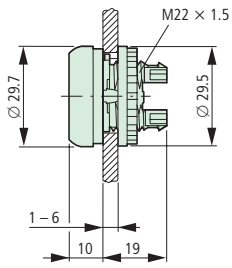


			SL signal towers	
General technical data				
Standards			IEC/EN 60947, VDE 0660	
Degree of protection, IEC/EN 60529			IP54 ¹⁾	
Climatic proofing			Damp heat, constant, to IEC 60068-2-78, cyclical, to IEC 60068-2-30	
Ambient temperature				
Open		°C	–	–
Enclosed		°C	-25/50	-25/50
Mounting position			As required	As required
Mechanical shock resistance according to IEC 60068-2-27		g	> 15	> 15
Shock duration 11 ms, half-sinusoidal				
Terminal capacity				
Solid		mm ²	0.75 – 2.5	0.75 – 2.5
Stranded		mm ²	0.5 – 2.5	0.5 – 2.5
Contacts				
Rated impulse withstand voltage	U_{imp}	V AC	4000	4000
Rated insulation voltage	U_i	V	250	250
Overvoltage category/pollution degree			III/3	III/3

			Base module for SL-B-ASI signal towers	
General technical data				
Connection of the AS-Interface line			Screw terminal on the printed circuit board	
Addressing			Via AS-Interface line connection	
Maximum total current		mA	≤250	
Power supply			From AS-Interface line only	
Ambient temperature		°C	-25/55	
Status LEDs on the printed circuit board			Status. Output Q0/function module position 1: green Status. Output Q1/function module position 2: green Status. Output Q2/function module position 3: green AS-Interface power line: green AS-Interface error, AS-Interface master failure: red	
Profile			S-9.A.E	
Notes			1) IP65 only when using SL-IP65 IP20 with SL-A	

Moeller HPL0211-2004/2005

Actuating- and indicator elements



Pushbutton actuators

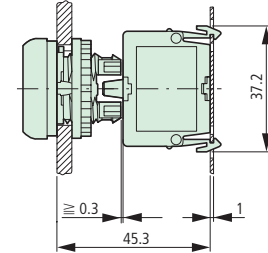
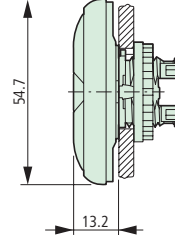
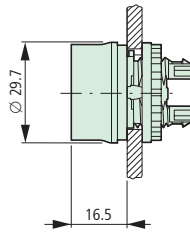
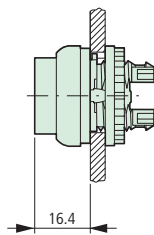
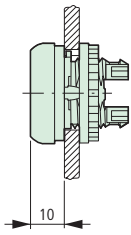
M22-D

M22-DH

M22-DG(L)

M22-DD

M22-D pushbuttons
in base fixing



Selector switch actuators

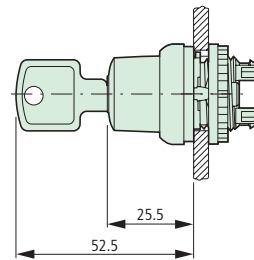
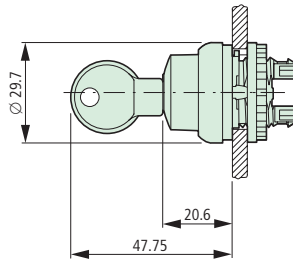
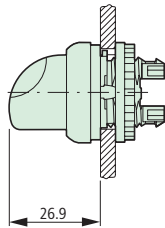
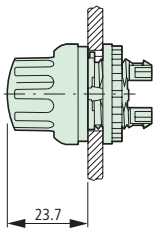
M22-W(R)...

M22-W(R)K...
M22-W(R)LK...

M22(S)-W(R)S-(MS...)

Master key systems

M22(S)-W(R)S-SA...



Indicator lights

M22-LH

M22-L

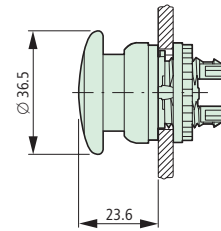
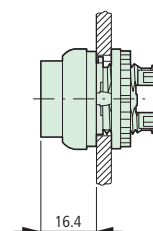
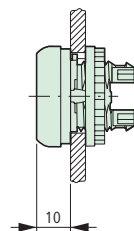
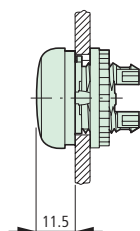
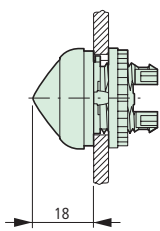
Illuminated pushbuttons

M22-DL

M22-DLH

Mushroom buttons

M22-DP



Compact indicator lights,
Compact acoustic
indicators

M22-LC-..., M22-AM

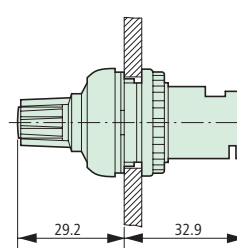
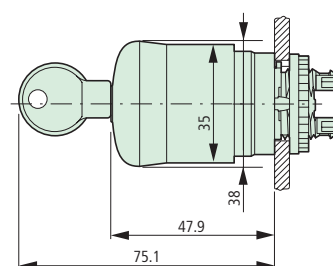
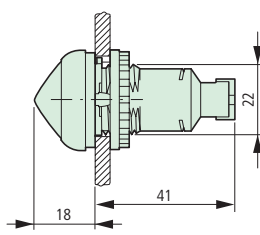
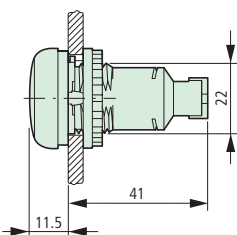
M22-LCH-...

Emergency-Stop actuators

M22-PV, M22S-PV
M22-PVL, M22-PVS-...

Potentiometer

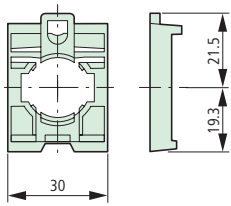
M22(S)-R...K



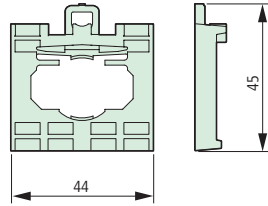
Front fixing (style: flush mounting)

Fixing adapter

M22-A

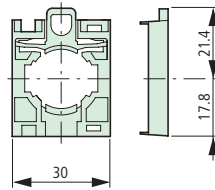


M22-A4

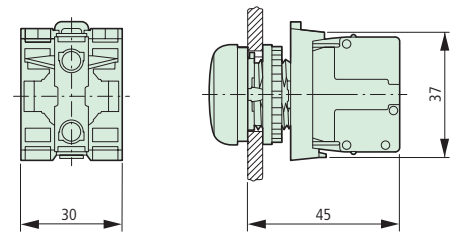


Centring adapter

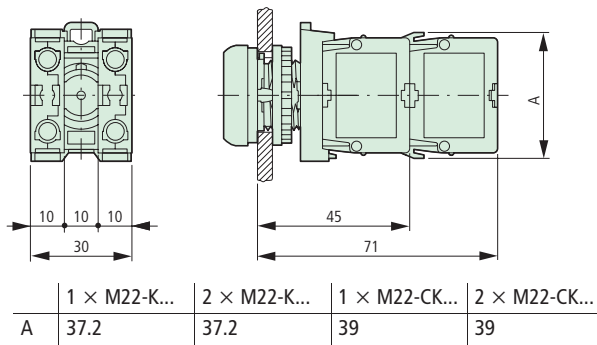
M22-ZA



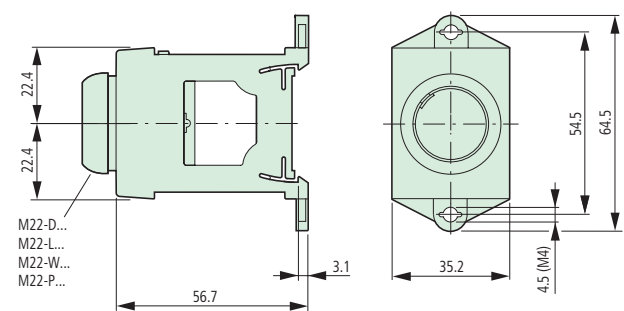
Indicator lights/illuminated pushbuttons



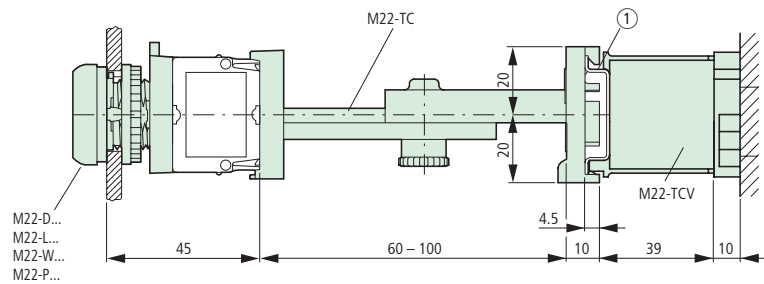
Pushbutton with M22-(C)K...
Pushbutton with M22-(C) LED... + M22-XLED...



IVS top-hat rail adapter



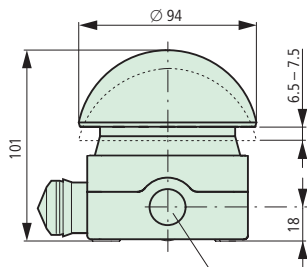
Pushbuttons, illuminated pushbuttons, indicator lights
With M22-TC telescopic clip and M22-TCV extension



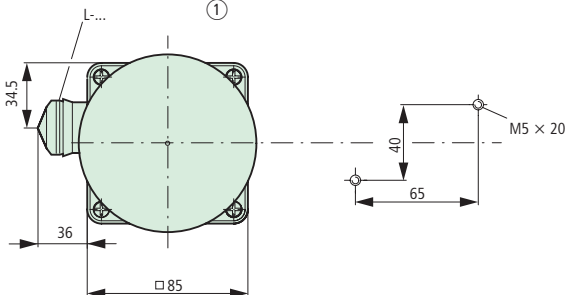
① Top-hat rail to IEC/EN 60715

Foot and palm switches

FAK...



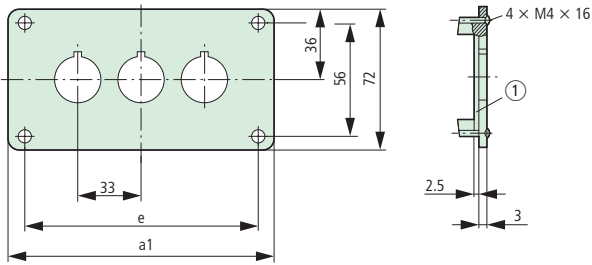
① 3 × M20 (Pg 13,5) in the sides
1 × M16 in the base



Moeller HPL0211-2004/2005

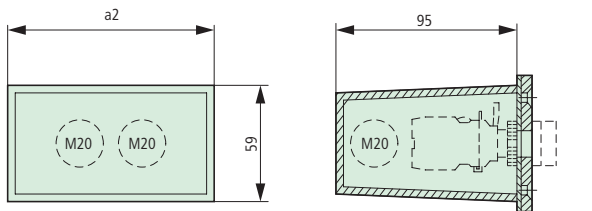
Front fixing (style: flush mounting)

Flush mounting panel
M22-E...



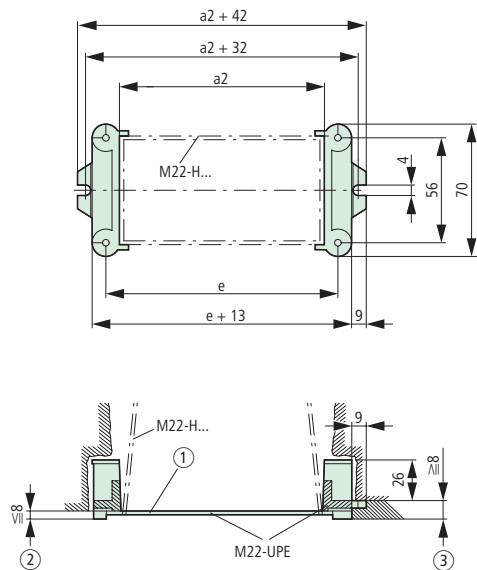
Type	a1	e
E(Y) 1	72	56
E2	105	89
E3	138	122
E4	171	155
E5	204	188
E6	237	221

Shroud
M22-H...



Type	a2	Cable entry	Style
H1	42	3 x M20	One-piece
H2	75	4 x M20	
H3	108	4 x M20	
H4	141	4 x M20	Split
H5	174	5 x M20	
H6	207	6 x M20	

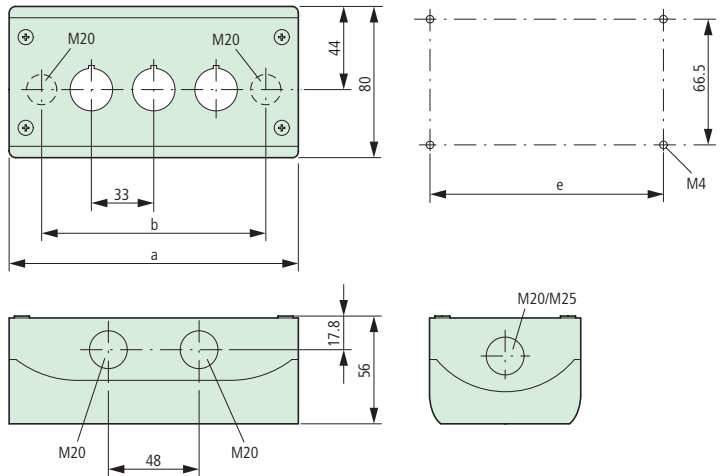
Shroud with plaster keys
M22-UPE



- ① Box for closing off when plastering
- ② Plaster thickness less than 8 mm
- ③ Plaster thickness more than 8 mm

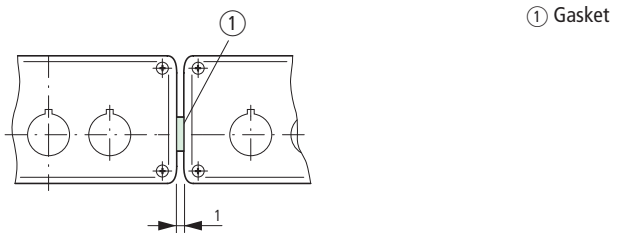
Base fixing (style: surface mounting)

Surface mounting enclosure
M22-I...

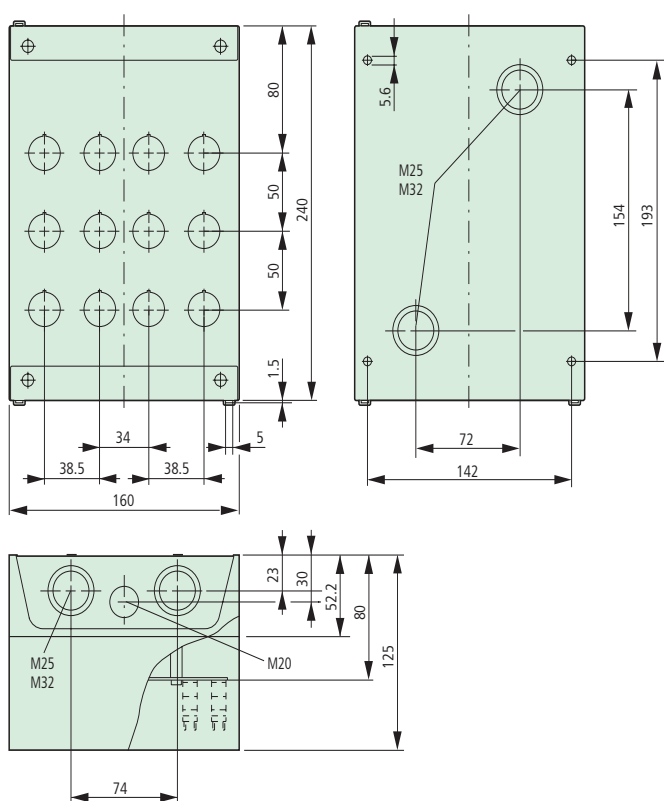


Type	Mounting	a	b	e	Cable entries
M22-I (Y) 1	1	72	42.6	58.5	2 x M16 3 x M20 2 x M25
M22-I2	2	120	85.6	106.5	2 x M20 3 x M20 2 x M25
M22-I3	3	153	118.6	139.5	2 x M20 2 x M25 4 x M20
M22-I4	4	186	151.6	172.5	2 x M20 2 x M25 4 x M20
M22-I6	6	252	217.6	238.5	2 x M20 2 x M25 4 x M20

Combination of surface mounting enclosures
M22-XI

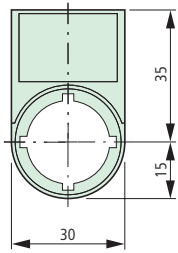


Surface mounting enclosure for 12 mounting locations
M22-I12

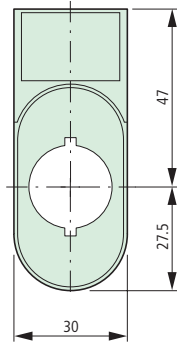


Label mounts

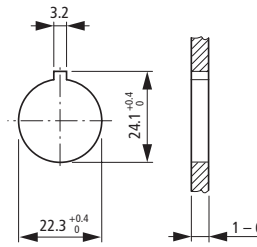
M22-ST



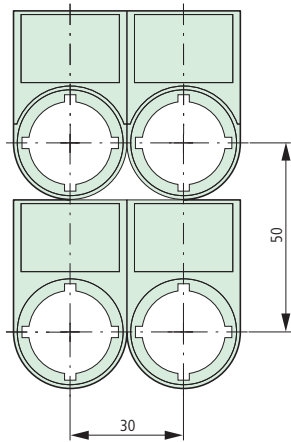
M22-STDD



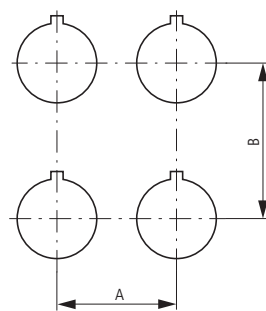
Mounting hole with lug slot



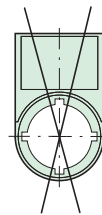
Grid dimension to IEC/EN 60947



Grid dimension for various combinations

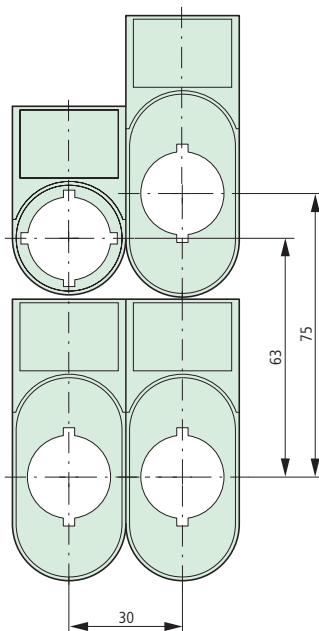


Pushbutton diaphragm
Cannot be combined with label mount

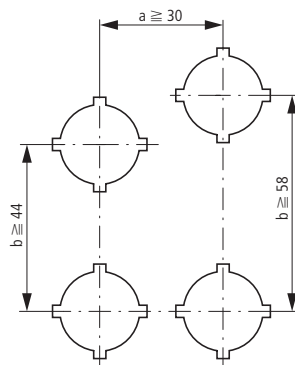


Type	A ≙ mm	B ≙ mm
M22(S)-...(IEC/EN 60947)	30	50
RMQ-Titan min.	30	40
M22-D... + M22-T-D	33	40
M22-D(R)P...	38	40
M22-PV...	38	40
M22-PV(L) + M22-PL-PV	48	56
M22-PV(L)(S...) + M22-D...	33	40
M22-DDL...	30	55
M22-DDL... + M22-T-DD	33	58
M22-ST...	30	50
M22-STDD...	30	75
M22-CK...	30	45
M22-CLED...	30	45
M22-XAK...	90	90
M22-XZK...	33	52
M22-XBK...	60	60
M22-XYK...	50	50
M22-D4	55	55
M22-WR...4	50	50
M22-W...J4	50	50

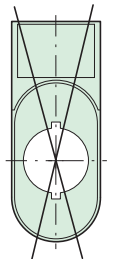
Grid dimension for M22-DD...



Grid dimension for M22-DDL pushbutton diaphragm
M22-T-DD



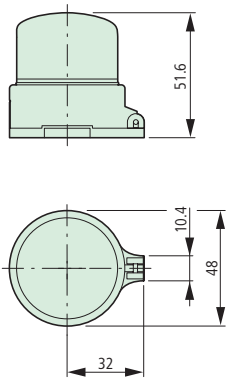
Pushbutton diaphragm
Cannot be combined with label mount



Moeller HPL0211-2004/2005

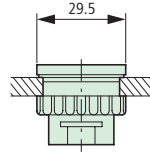
Emergency-Stop sealable shroud

M22-PL-PV



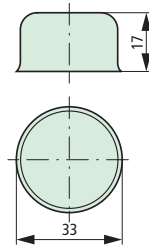
Blanking plug

M22-B



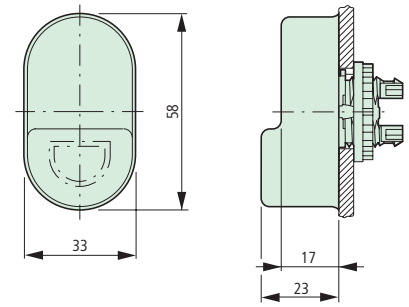
Pushbutton diaphragm

M22-T-D



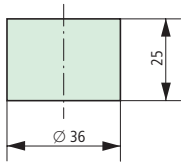
Pushbutton diaphragm

M22-T-DD

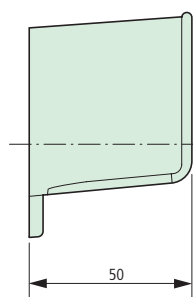
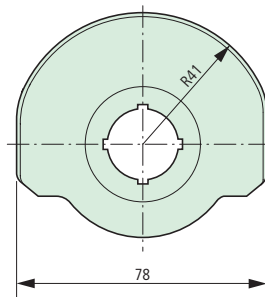


Guard ring

M22-XGWK

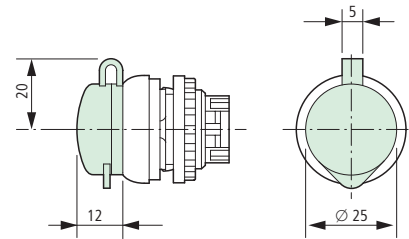


M22-XGPV



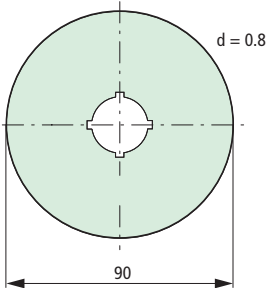
Protective membrane

M22-XWS

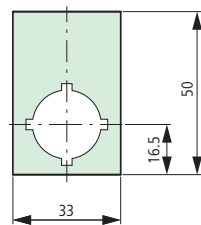


Emergency-Stop label

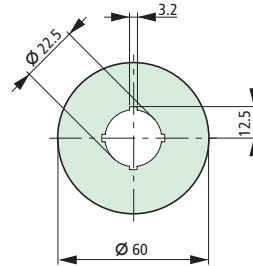
M22-XAK



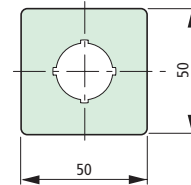
M22-XZK...



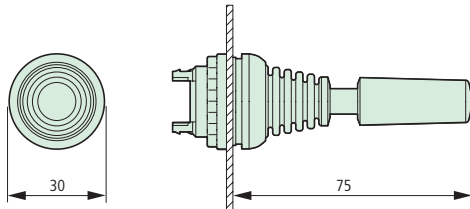
M22-XBK...



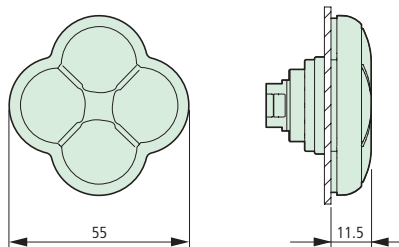
M22-XYK...



Joystick



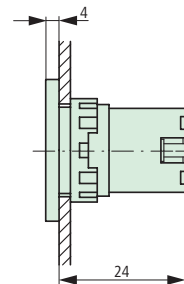
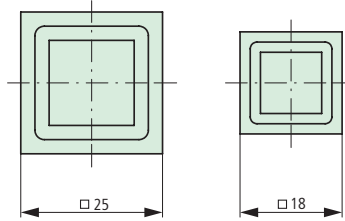
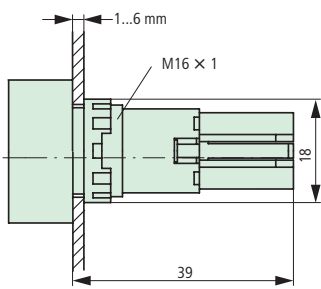
4-way pushbutton



Actuating- and indicator elements

Square style

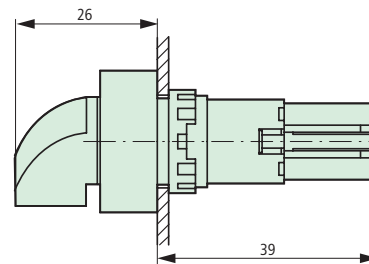
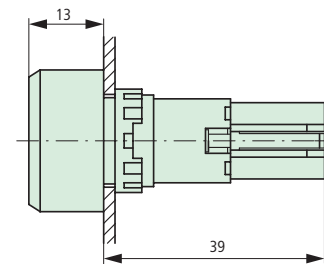
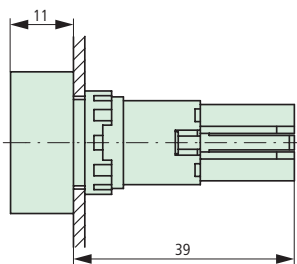
Q...BS



Q...D-...
Q...DR-...

Q...S...

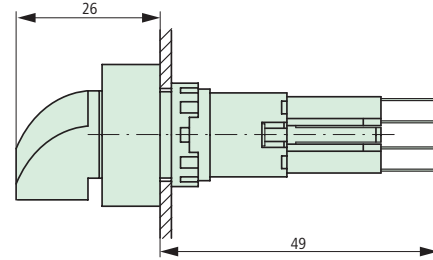
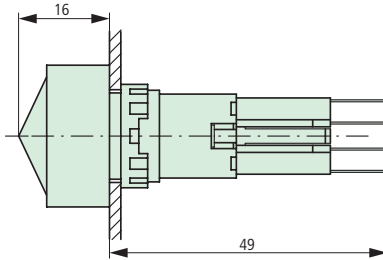
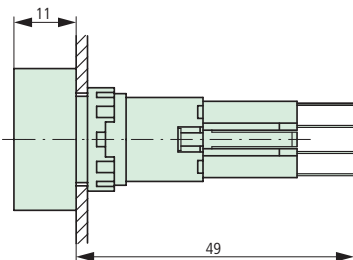
Q...WK...



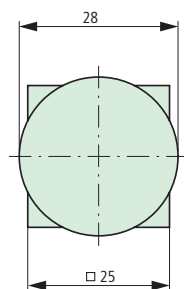
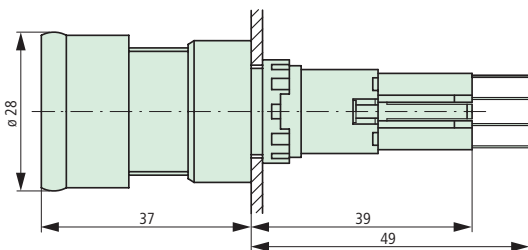
Q...LT-...
Q...LTR-...
Q...LF-...

Q...LH-...

Q...LWK-...

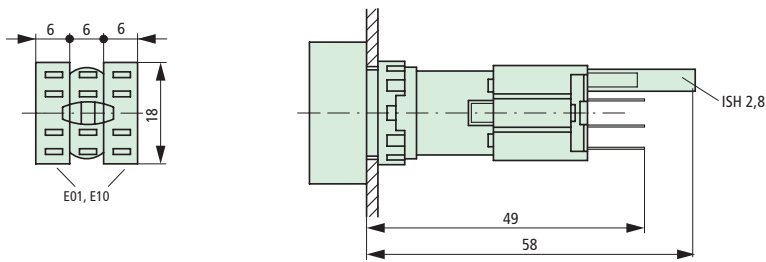


Q25PV
Q25LPV

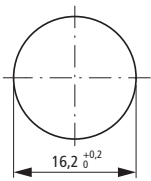


Moeller HPL0211-2004/2005

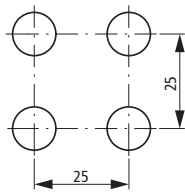
Front fixing



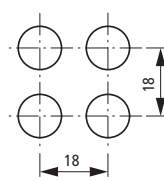
Drilling dimensions



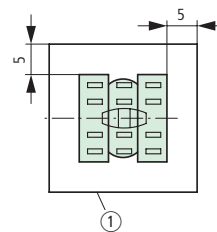
Grid dimension to IEC/EN 60 947 Q25...



Minimum grid dimension Q18...



Mounting distance

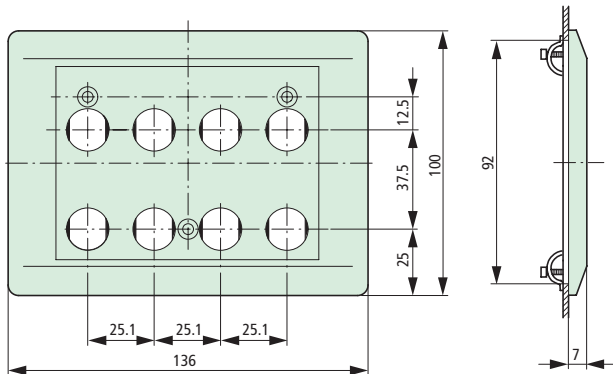


① Exposed conductive part (metal)



Flush mounting panel

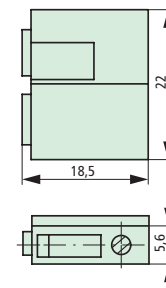
E8/E8-SW



Cutout dimension: 92 × 94 mm

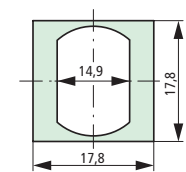
Screw adapter

SRA...



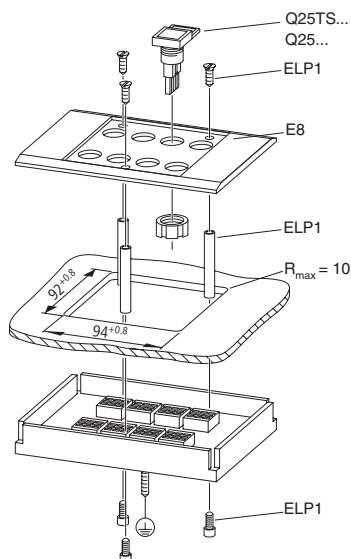
Anti-rotation feature

VS



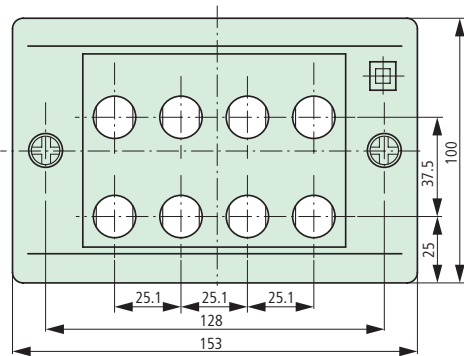
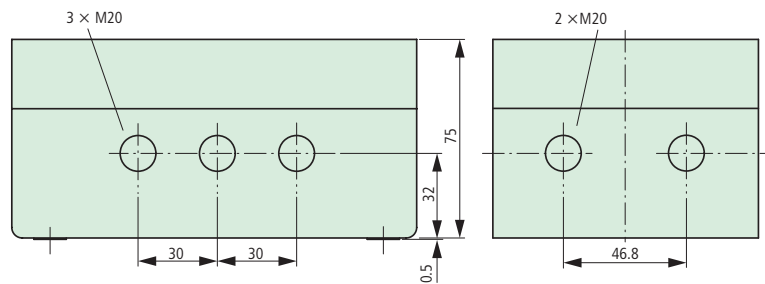
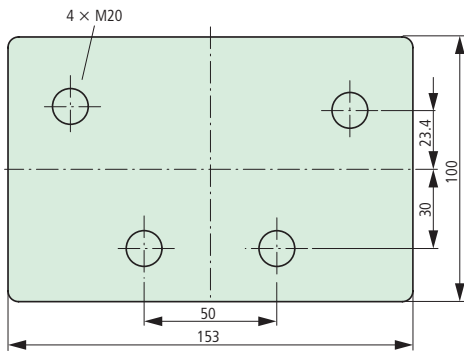
Customised complete units

M16-COMBINATION-(*)



Surface mounting enclosure

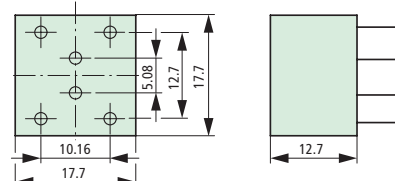
I8



Fixing holes: $2 \times \varnothing 4.5 \text{ mm}$
Distance: 128 mm

PCB adapter

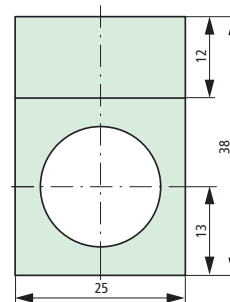
PRA16



Cross-section of solder: $0.6 \times 0.6 \text{ mm}$

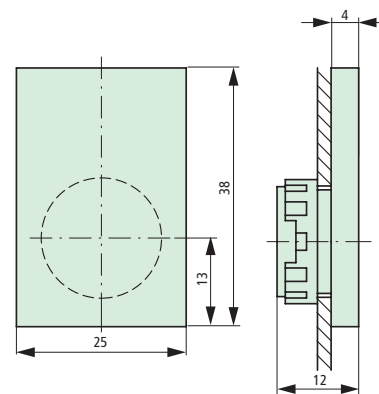
Label mount

Q25TS...



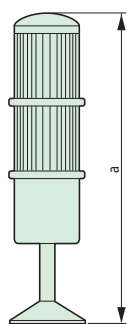
Blanking plate

Q25AS



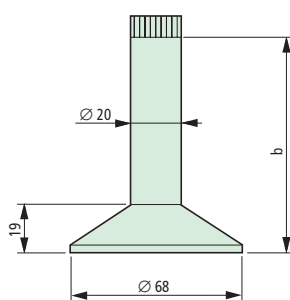
Moelle HPL0211-2004/2005

SL-100-... complete units

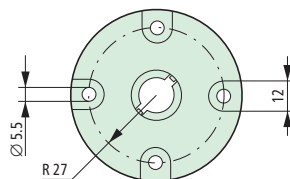


Quantity of modules	a
1	227
2	289
3	351
4	413
5	475

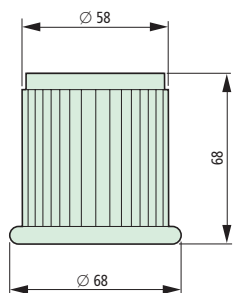
SL-F... stand
With tube



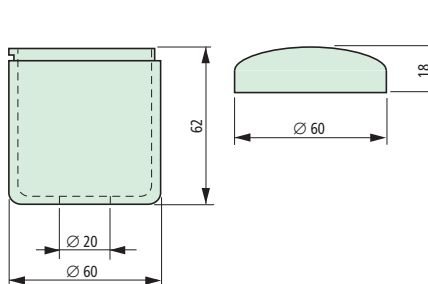
	b
SL-F100	85
SL-F250	235
SL-F400	402
SL-F800	802



Modules SL-L-..., SL-FL...
SL-BL-..., SL-A-...



SL-(C)B... base module
With cap



SL-FW fixing bracket

